



ANNUAL REPORT - 2013

Cadaver Transplant Programme, Government of Tamil Nadu

Published By

Cadaver Transplant Programme
Government of Tamil Nadu
Chennai.

Prepared By

Web administrators,
MOHAN Foundation and Staff, CTP Office.

Statistics & Graphs of the Report prepared by -

Dr.Sunil Shroff, Castro Regu, Muthamizharasan, David,,Senthil and Amsapriya.

Suggested citation of this report is as follows:

Amalorpavanathan J, Shroff.S, Karunakaran C. E., Castro.R,
Annual Report from Tamil Nadu Organ Sharing Registry for the year 2013.
Chennai 2014.

Disclaimer

The analysis for the Annual Report is based on first information provided by respective hospitals to the CTP Office at the time of organ allocation. The CTP does not take any responsibility for minor discrepancies that may be present in the interpretation of the data due to any wrong submission by the concerned hospitals.

ACKNOWLEDGEMENTS

The Cadaver Transplant Program is grateful for all support received from:

Hon'ble Chief Minister, Government of Tamil Nadu

Hon'ble Minister for Health, Government of Tamil Nadu

Secretary, Health and Family Welfare, Government of Tamil Nadu

Thiru P W C Davidar, IAS, Government of Tamil Nadu

Special Secretary, Health and Family Welfare, Government of Tamil Nadu

Director of Medical and Rural Health Services, Government of Tamil Nadu

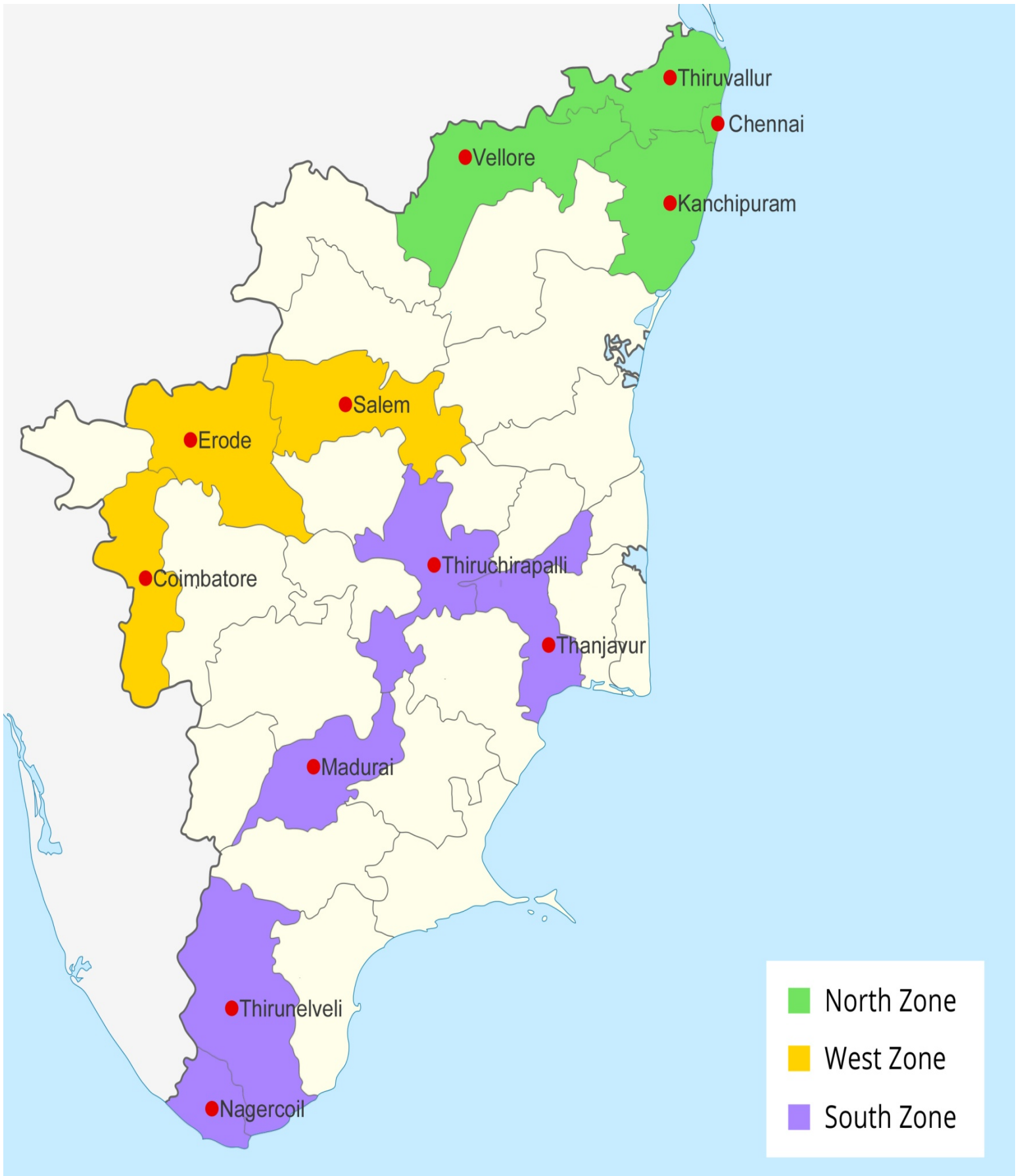
Director of Medical Education, Government of Tamil Nadu

Managing Director, Tamil Nadu Medical Services Corporation, Government of Tamil Nadu

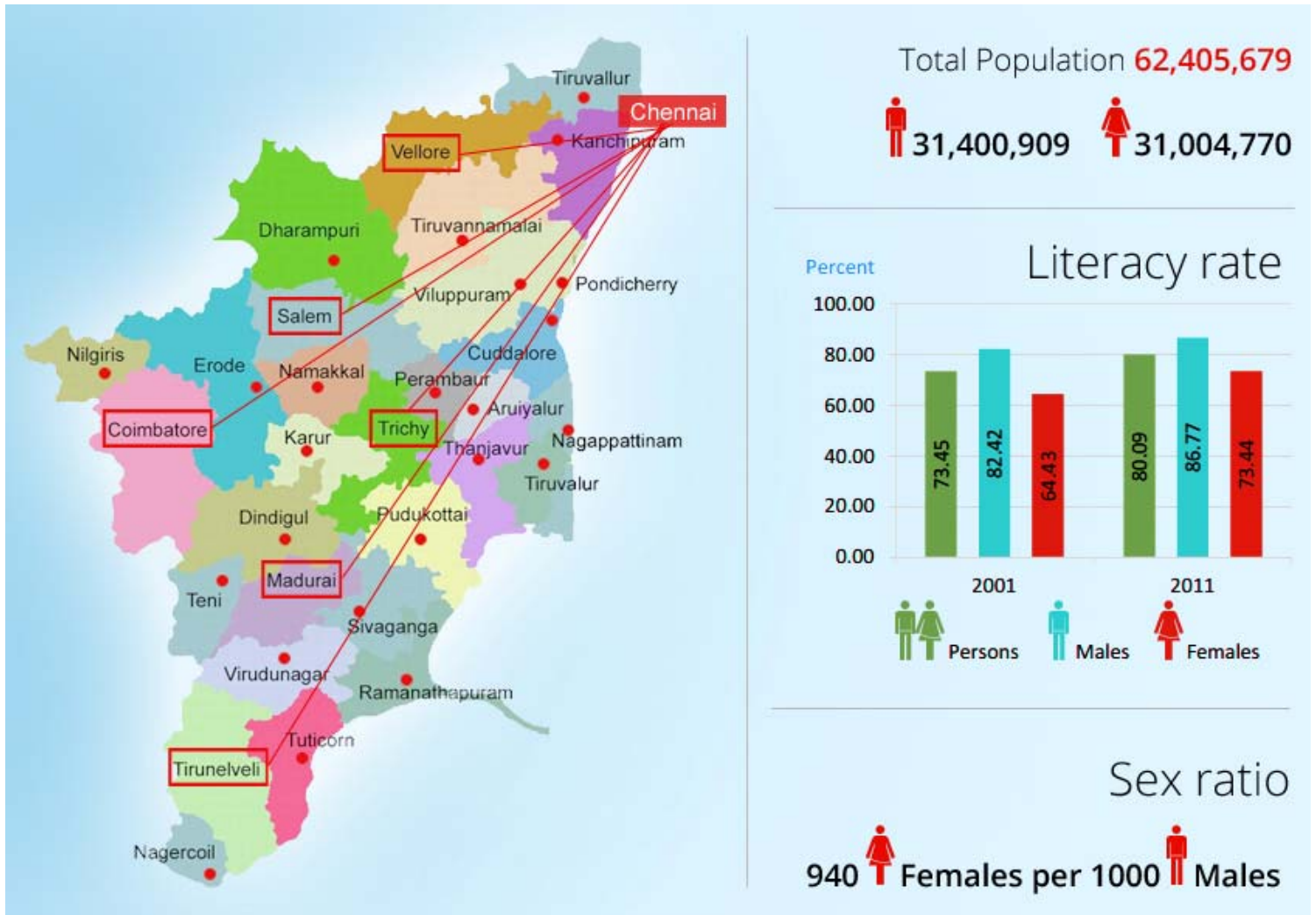
MOHAN Foundation, Chennai

National Network for Organ Sharing, Chennai

Tamil Nadu Cadaver Transplant Programme - Zones



Tamil Nadu Demographic Details



(* Source – Tamil Nadu Population Census data 2001, <http://www.census2011.co.in/census/state/tamil+nadu.html>)

List of Approved Hospitals for Kidney Transplantation as provided by Directorate of Medical Services -13/02/2014

Sl.No	Name and Address	Valid Up-to
1	Director of Medical Services, Apollo Hospitals Enterprises Ltd., No.21, Greams Lane, Off.GreamsRoad, Chennai.	31.03.2014
2	Director of Medical Education and Medical Superintendent, Miot Hospitals, 4/112, Mount Poonamallee Road,Manapakkam, Chennai - 89.	04.06.2016
3	Proprietor, The Guest Hopital, 782, Poonamallee High Road, Kilpauk, Chennai - 10.	28.02.2017
4	General Manager, Vijaya Hospital, 180, NSK Road, Chennai - 26.	31.08.2016
5	The Managress, Dr.Metha's Hospitals Pvt Ltd., 21, M.C.Nichols Road,Chetput, Chennai - 31.	23.12.2016
6	The Dean, Government Kilpauk Medical College Hospital, Poonamallee High Road, Chennai - 10.	24.08.2015
7	The Dean, Rajiv Gandhi Government General Hospital, Chennai - 600 003	31.08.2016
8	Executive Director, M/S.Kumaran Hospital, 869, EVR Periyar Road, Chennai - 10.	28/02/2017
9	The Dean, Government Stanley Hospital, Chennai - 600 001.	31.08.2016
10	Director, Malar Hospitals, No.52, 1 st Main Road,Gandhi Nagar,Adyar, Chennai - 20.	31.08.2016
11	Medical Director, Trinity Nursing Home (P) Ltd., 33, Desika Road,Alwarpet, Chennai - 40.	31/082016

12	Medical Director, Sri Ramachandra Medical College and Research Institute, Porur, Chennai - 116.	17/07/2017
13	Director and Superintendent, Government Royapettah Hospital, Chennai - 14.	15.04.2014
14	Academic Director, Chettinad Hospital and Research Institute, I.T. High Way, Kelambakkam, Kancheepuram District - 603 103	19.09.2017
15	Managing Director, M.R. Hospital, 20 Govindan Street, Ayyavoo Colony, Aminjikarai, Chennai - 600 020	31.08.2016
16	Prasanth Multi Specialty Hospitals, No 77 Harrington Road, Chetpet, Chennai - 600 031	Applied for renewal
17	Chairman-Director, Kamakshi Memorial Hospital Pvt. Ltd, No1 Radial Road, Pallikarani, Chennai - 601 302	23.03.2018
18	Chief Operating Officer, Global Hospitals, Global Health City, 439 Cheran Nagar, Perumbakkam, Chennai - 600 100	26.02.2014
19	The Managing Director, Bharathi Rajaa Speciality Hospital and Research Centre, No.20 G.N.Chetty Road, T.Nagar, Chennai - 600 017	19.03.2014
20	The Medical Superintendent, Apollo First Med Hospitals, 154 PH Road, Chennai - 10	Applied for renewal
21	Chief Executive Officer, Chennai Meenakshi Multi Speciality Hosital Ltd., Old No 148 New No. 72 Luz Church Road, Mylapore, Chennai - 600 004	03.02.2016
22	The Dean, Sree Balaji Medical College Hospital, 7 Workers Road, Chrompet, Chennai - 44	6/9/2016
23	Medical Superintendent, Billroth Hospitals, 43 Lakshmi Talkies Road, Shenoy Nagar, Chennai - 30	10.11.2015
24	The Hon'ble Secretary, Madras Medical Mission, 4-A Dr.J.Jayalalitha Nagar, Mogappair, Chennai - 37	23/11/2015

25	The Chairman, D.D. Hospital and D.D. Medical College, No 66 DD Nagar, Kunavalam Post, Thiruvallur District - 631 210	21.03.2015
26	The Dean, Meenakshi Medical College Hospital and Research Institute , Enathur, Kancheepuram - 631 552	24.11.2016
27	Medical Director, Meenakshi Mission Hospital & Research Centre, Lake Area, Melur Road, Madurai - 625 107.	31.08.2016
28	Medical Director, Madurai Kidney Foundation, Anna Nagar, Madurai.	31/08/2016
29	Director and Chief Nephrologist, Madurai Kidney Centre & Transplantation Research Institute, 6/6, B2, Sivagangai Road, Madurai - 20.	31.08.2016
30	Director of Medical Services, M/S. Apollo Speciality Hospitals, Lakeview Road, K.K. Nagar, Madurai - 625 020.	03.05.2014
31	The President, M/S. Kovai Medical Centre and Hospitals Ltd., Coimbatore - 641 014.	31.08.2016
32	Director, Sri Ramakrishna Hospital, 325, Sarojini Naidu Road, Sidhapurdur, Coimbatore - 641 044	31.08.2016
33	Chief Nephrologist, Coimbatore Kidney Centre, Puliakulam Road, Near Lakshmi Mills, Coimbatore - 641 045	31/08/2016
34	Medical Director-SSH, M/S PSG Hospitals, Avinashi Road, Peelamedu, Coimbatore - 641 004.	16.07.2018
35	The Chairman, K.G. Hospitals & Post Graduate Medical Institute, Arts College Road, Coimbatore - 641 018.	31.08.2016
36	The Dean, M/S G. Kuppusamy Naidu Memorial Hospital, P.B. Box No. 6327, Pappanaicken Palayam, Coimbatore - 641 037	11.05.2016
37	Dr. S.P. Thiagarajan, M.D. D.M S. P. T. Hospitals, 46 Vivekanda Road, Ram Nagar, Coimbatore - 641 009	27/07/2017

38	The Managing Director, SriAbirami Hospitals and Pvt.Ltd., 33 Madukarai Road, Sundarapuram, Coimbatore 641 024	08.01.2014
39	Consultant Nephrologist, M/S.Kidney Care Centre, Madurai Road,Tirunelveli Junction, Tirunelveli.	06.07.2017
40	Authorized Signatory, Galaxy Hospitals, 110/E/20/1 North By Pass Road,Vannarpet, Tirunelveli- 627 003	30.05.2015
41	Vinayaga Mission Hospital, Sankari Main Road,Veerapandi, Salem - 636 308 (renewal)	07.09.2015
42	Executive Director, Assured Best Care Hospital (P) Ltd., No.1, MalligaiSalai, Annamalai, Trichy-620 018. (renewal)	Applied for renewal
43	Managing Director, Kavery Medical Centre, No. 1 K.C. Road,Tennur, Trichirapalli - 620 018	23.03.2014
44	The Dean, Christian Medial College and Hospital, Vellore- 632 004	11.06.2017
45	Dr. S. Balasubramanian, M.S., S.B. Hospital, Rajappa Nagar, Medical College Road, Thanjavur - 613 007 (new regn)	26.06.2016
46	Government Rajaji Medical College Hospital Madurai (new regn)	16/10/2017
47	M/s Life Med Hospital No 12 Conran Smith Raod,Gopalapuram, Chennai-86 (new regn)	6/1/2018
48	Kalyani Kidney Care Centre 104 Main Road,Opp Kongu Kalaiarangam Erode 638011 (new regn)	29/01/2018
49	Sundaram Medical Foundation Dr Rangarajan Memorial Hospital, Shanthi Colony, Anna Nagar, Chennai-40 (renewal)	31/10/2016
50	Billroth Hospitals RA Puram52 IInd Main Road, RA Puram, Chennai (renewal)	30/06/2017
51	Front Line Hospital Pvt Ltd, 37 & 39 Chinthamani Bazaar, Near Anna Statue, Trichy-620 002 (new regn)	16/10/2017
52	Salem Gopi Hospital Pvt Ltd, No.23 B Ramakrishna Road, Salem-636 007. (new regn)	6/5/2018

53	Kavery Hospital, 199/90 Luz Church Road, Mylapore, Chennai 600 004	3/7/2018
54	New Hope Indian Society Hospital 1051 Poonamallee High Road, Arumbakkam, Chennai 600 106	21/08/2018
55	Meenakshi Hospital, 244/2, Trichy Main Road, Near Bus Stand, Thanjavur - 613 005	17/10/2018
56	Vee Care Hospital, No.106, Jawaharlal Nehru Salai, near koyambedu junction. Thirumangalam, Anna Nagar West, Chennai 600 040	11/11/2018

**List Of Approved Hospitals for Liver Transplantation as
provided by Directorate of Medical Services - 13/02/2014**

Sl.No	Name and Address	Valid Up-to
1	Director of Medical Services, Apollo Hospitals Enterprises Ltd., No.21, Greams Lane, Off.Greams Road, Chennai.	31/08/2016
2	Medical Superintendent, Christian Medial College and Hospital, Vellore - 632 004	24.09.2014
3	Chief Operating Officer, Global Hospitals & Global Health City, 439 Cheran Nagar, Perumbakkam, Chennai 600 100	13.05.2014
4	The Dean, Government Staney Hospital, Chennai - 600 003	27.01.2014
5	Medical Director, Sri Ramachandra Medical College and Research Institute, Porur, Chennai-116.	30.09.2014
6	The Chairman, D.D. Hospital and D.D. Medical College, No 66 DD Nagar, Kunavalam Post, Thiruvallur District - 631 210.	21.03.2015
7	The Madras Medical Mission, 4 A Dr. J. Jayalalitha Nagar, Mogappair, Chennai - 600 037	27.12.2015
8	Sri Ramakrishna Hospital 395 Sarojinin Naidu StĀ Siddapudur, Coimbatore	18.05.2016

9	Cethar Hospitals C-108, Fort Station Road, 5 th Cross, Thillai Nagar, Trichy - 620 018	30.06.2018
10	Kovai Medical Centre and Hospital Ltd Post Box No.3209, Avanashi Road Coimbatore - 641 014	16.09.2018
11	Kamakshi Memorial Hospital No.1 Radial Road, Pallikarnai Chennai - 600 100	30.09.2018
12	Director of Medical Education and Medical Superintendent, MIOT Hospitals, 4/112, Mount Poonamallee, Manappakkam, Chennai 600 089	16.02.2017

**List of Approved Hospitals for Heart Transplantation as
provided by Directorate of Medical Services -13/02/2014**

S.No.	Name and Address	Valid Up-to
1	Director of Medical Services, Apollo Hospitals Enterprises Ltd., No.21, Greams Lane, Off.Greams Road, Chennai.	31.08.2016
2	Frontier Life Line, R-30-C Ambattur Industrial Estate, Chennai - 600 101.	02.04.2013
3	The Medical Superintendent Billroth Hospitals, 43, Lakshmi Talkies Road, Shenoy Nagar, Chennai - 30	02.08.2016
4	Madras Medical Mission, 4A, Dr.J.Jayalalitha Nagar, Mugappair, Chennai - 50.	14.05.2014
5	The Dean, Rajiv Gandhi Government General Hospital, Chennai - 600 001	24.05.2014
6	Chief Operating Officer, Global Hospitals and Health City, No 439 Cheran Nagar, Perumbakkam, Chennai - 600 100	13.09.2015
7	Medical Director, Sri Ramachandra Medical College and Research Institute, Porur, Chennai-116.	07.02.2015
8	Fortis Malar Hospitals Ltd., No 52 1st Main Road, Gandhi Nagar, Adyar, Chennai - 600 020	28.03.2015

9	Academic Director, Chettinad Hospital and Research Institute, I.T. High Way, Kelambakkam, Kancheepuram District - 603 103	19.02.2014
10	The Chairman, D.D. Hospital and D.D. Medical College, No 66 DD Nagar, Kunavalam Post, Thiruvallur District - 631 210	24.02.2015
11	The Medical Director, PSG Super Speciality Hospital, Peelamedu, Coimbatore - 641 004	19.06.2015
12	Kovai Medical Centre and Hospital Ltd, Post Box No. 3209, Avanashi Road, Coimbatore - 641 014	04.08.2018

List of Approved Hospitals for Lungs Transplantation as provided by Directorate of Medical Services - 13/02/2014

S.No.	Name and Address	Valid Up-to
1	Frontier Life Line, R-30-C Amabattur Industrial Estate, Chennai 600 101.	02.04.2018
2	Academic Director, Chettinad Hospital and Research Institute, I.T. High Way, Kelambakkam, Kancheepuram District - 603 103	19.02.2014
3	Director of Medical Services, Apollo Hospitals Enterprises Ltd., No.21, Greams Lane, Off. Greams Road, Chennai.	31.08.2016
4	The Medical Director, PSG Super Specialty Hospital, Peelamedu, Coimbatore 641 004	19.06.2015
5	The Medical Director, Global Hospitals and Health City, No/439 Cheran Nagar, Perumbakkam, Tambaram-Solinganallur High Road, Chennai 600 100	06.09.2016

**List of Approved Hospitals for Pancreas And Multi Visceral
Organ Transplantation as provided by Directorate of Medical
Services -13/02/2014**

S.No.	Name and Address	Valid Up-to
1	Director of Medical Services, Apollo Hospitals Enterprises Ltd., No.21, Greams Lane, Off.Greams Road, Chennai.	31-08-2016
2	Kamakshi Memorial Hospital, No.1 Radial Road, Pallikaranai, Chennai 600 100	30-09-2018

**List of Approved Hospitals for Cornea Transplantation as
provided by Directorate of Medical Services -13/02/2014**

S.No.	Name and Address	Valid Up-to
1	Government Head Quarters Hospital, Erode	24.08.2018
2	Government Rajaji Hospital, Madurai	03.02.2018
3	Thanjavoor Medical College Government Raja Mirasudar Hospital, Thanjavur.	26.02.2014
4	The Senior Executive Eye Bank, Sankaranethralaya, 18 College Road, Chennai 600 006	10.02.2015
5	The Medical Superintendent, Coimbatore Medical College Hospital, Coimbatore 18	27.12.2015
6	Director, Dr. Agarwal's Eye Hospital Ltd., No 19 (old No 13) Cathedral Road, Chennai 600 086	30.11.2014
7	Medical Superintendent, Christian Medical College and Hospital, Vellore 632 004	09.09.2015
8	Dharshan Surgical Centre and Dharshan Eye Clinic T80 5 th Main Road,Anna Nagar, Chennai 40	21-01-2018
9	Arvind Eye Hospital, 1 Anna Nagar	03-05-2016

	Madurai-20	
10	Aravind Eye Hospital Avinashi Road, Coimbatore	11-05-2016
11	Government Tiruvarur Medical College Hospital Tiruvarur	31-01-2018
12	Government Dharmapuri Medical College Hospital Dharmapuri	17-02-2018
13	Rajan Eye Care Hosital VdyodayaStreet T NagarĪ Chennai 17	14.04.2018
14	Dr. Agarwal's Eye Hospital, No.10/1/1-5, Land Mark Towers,South Bye Pass, Opposite to BSNL,Vannarpet, Tirunelveli-627 003	02-05-2018
15	Vasan Eye Care Hospital, Anna Salai, Saidapet, Chennai 600 015	21-08-2018
16	Sankara Eye Bank, Coimbatore	17-12-2016

**List of Approved Hospitals for Skin graft harvesting as provided
by Directorate of Medical Services**

S.No.	Name and Address	Valid Up-to
01	Right Hospitals #1, Prof Subramaniam Street, Kilpauk, Chennai 600 010	23.12.2015

**List of Approved Hospitals for Hand Transplantation as provided
by Directorate of Medical Services -13/02/2014**

S.No.	Name and Address	Valid Up-to
1	Medical Superintendent, Government Stanley Medical College Hospital, Chennai 1	10.02.2016

Annual Report – 2013
for
Tamil Nadu Deceased Donor Organ Transplantation

With an organ donation rate of 1.8 per million population in 2013, Tamil Nadu continues to be the leader in deceased organ donation in the country. The national organ donation rate in 2013 was 0.26 per million populations*(1).

In 2013, there were 130 deceased organ donors in Tamil Nadu. Significantly, the statistics revealed that while the majority of the deceased donors were from the North zone (93), the West and South zones contributed 22 and 15 deceased donors respectively. There was also one organ from an out-of-state donor.

To ease organ distribution and minimize the time of ischemia of the organs, the state of Tamil Nadu has been divided into three zones as follows-

North zone - Chennai, Kanchipuram, Tiruvallur and Vellore.

West zone - Coimbatore, Erode and Salem,

South Zone - Trichy, Madurai, Thanjavur, Tirunelveli and Nagercoil

The number of solid organs (kidneys, liver, heart, lungs) that were donated in 2013 were 388. The number of tissues (corneas, heart valves) that were donated were 282.

Therefore, a total of 670 solid organs and tissues were donated in Tamil Nadu in 2013.

Out of the 388 solid organs that were donated and utilised, the majority were kidneys (60%) followed by liver (31%), lungs (5%) and heart (4%).

Out of the 282 tissues that were donated, the majority were corneas (64%) followed by heart valves (36%).

An analysis of the deceased organ donation and transplantation activity in Tamil Nadu in 2013 was done using the data provided by CTP office, based on first information provided by hospitals at the time of organ allocation.. The complete findings are presented in this annual report.

* Source : -

1. http://rotary3230.in/13-14/view_article.php?article_id=302

Summary of Deceased Organ Donation & Transplantation in Tamil Nadu in 2013

Statistical data with regard to deceased organ donation and transplantation in Tamil Nadu was tabulated and analysed by various categories for example month, gender, type of case at presentation of brain death (medico-legal or non-medico-legal), blood group, zone, and age. A summary is provided below -

Month and Deceased Donation

The largest number of organ donations took place in **September (13%) followed by April, July and August – all at 11%**. The North Zone had the highest number of donors in the month of August – 13. In comparison in 2012 the highest number of donations took place in the month of July with 11 donations.

The West and South Zones too had the highest number of donors in September with 5 and 3 respectively.

The least number of donations took place in the month of February (2%). In the previous year 2012, the least donation took place in the month of May with 3 donations

The above data suggests that certain months are associated with a greater number of donations. This data needs to be compared with similar data from other cities to look for trends. It also may reflect more fatal accidents in certain months of the year in the state.

Age and Gender of Deceased Donors

Age - The majority of deceased donors were in the younger age group of 21 to 40 years (38%).

If this was further split persons in the age group of 21-30 years contributed to 22% of the organs and the ones between 31 to 40 years contributed to 16% and the ones from 41 to 50 years contributed to 23% of the organs

Gender - In deceased donation there were more males (82%) donating compared to females (18%). This is reflected in all the zones. This again may be due to more males dying in road traffic accidents.

This is the reverse of what happens in living donations in India where 65% to 75 % of donors are females.

Blood Group and Organ Donation

'O' is the commonest blood group of donors followed by B and A blood group. AB donations are least. This co-relates with the fact that O is the commonest blood group followed by B and A in the Indian population.

Organ donors from blood group O were 48%, 25% were from B , 19% from A and 8% from AB.

In a study from 2001, the distribution of blood group of blood donors in Tamil Nadu - 39% belong to blood group of O, 33% to blood group B, 19% to A and 6% to AB. The other 5% belonged to A2 or A2B groups*(1).

The O blood group forms almost 50% of organ donors in Tamil Nadu and is higher than the state average.

* Source

1. <http://www.ncbi.nlm.nih.gov/pubmed/11205608>

Medico-legal Vs Non medico-legal Deceased Donors

The majority of deceased donations in the programme came from medico-legal cases (65%). Out of the 130 deceased donors from Tamil Nadu, 84 were medico-legal cases, mostly involving Road Traffic Accidents.

This is true for all the zones. However, in the North zone, 70% of the donors (65 of 93) came from Medico-legal cases, mostly road traffic accidents.

There were 15,563 fatalities in Road Traffic Accidents in Tamil Nadu in 2013. This indicates that 0.53 % of our fatal RTA gets converted to potential organ donors*(1)(2).

If the same conversion were available for the rest of the country we would have had 800 donors.

* Source –

1. Government of Tamil Nadu – State Transport Authority, <http://www.tn.gov.in/sta/ra1.pdf>
2. https://en.wikipedia.org/wiki/Road_accidents_in_Tamil_Nadu
3. <http://ibnlive.in.com/news/road-accident-map-of-india-deaths-and-accidents-per-lakh-population/476705-3.html>

Zone-wise statistics of organ donation

The statistics revealed that while the majority of the deceased donors are from the North zone (93), the West and South zones have contributed 22 and 15 deceased donors respectively. This may be due to the fact that there are more transplant hospitals in the North zone as compared to other zones and that the metropolis Chennai is in this zone.

Nine hospitals in the North zone contributed to the organ pool, while five hospitals in the West and six hospitals in the South contributed to the organ pool.

In the North Zone, there were 93 donors:

Apollo Hospital had the highest number of donors at 39.

Christian Medical College, Vellore came next with 12 donors.

Rajiv Gandhi Government General Hospital (RGGGH) and Stanley Government Hospital both had 9 donors each.

Global Hospitals had 9 donors,

MIOT Hospital 7 donors and

Sri Ramachandra Medical College Hospital 6 donors.

Mehta's Hospital and Dr.Kamakshi Memorial Hospital, had one donor each.

In the West Zone there were 22 donors and all donors came from hospitals from Coimbatore in this Zone:-

Kovai Medical Centre had 14 donors,

K.G. Hospital had 5 donors and

GKNM Hospital, PSG Hospital and Sree Abirami Hospital had 1 donor each.

In the South Zone, there were – 15 Donors:

Frontline Hospital, Trichy, had 7 donors and

Meenakshi Mission Hospital & Research Centre, Madurai had 4 donors.

Kauvery Medical Centre, Trichy, Assured Best Care Hospital, Trichy, Kidney Care Centre, Tirunelveli and Apollo Hospital, Madurai had 1 donor each.

Liver from all hospital donors were shared among the five liver transplant hospitals:

Global Hospitals received 24 livers from other hospitals,

Apollo Hospital received 20 livers,

MIOT Hospital received 10 livers,

Government Stanley Hospital received 3 livers and

Christian Medical College received 2 livers.

The three major recipients of corneal donations were :

Sankara Nethralaya (88),

Arvind Eye Bank (40)

Govt. Eye Bank, Chennai (28).

The hospitals that received heart valve donations were

Madras Medical Mission (76)

And Frontier Lifeline Hospital (24),

SRMC(2)

Hospitals that shared organs included Apollo Hospital, Chennai that shared 30 kidneys and Kovai Medical Centre, which shared 12 livers.

Summary of Transplantations done in 2013;

Fig. 1 - Deceased Organ Donation & Transplantation in Tamil Nadu - 2013

Total Number of Donors	130
Kidneys	234
Liver	108
Split Liver - 5	10
Heart	16
Single Lung Transplant	4
Double Lung Transplant - 8	16
Total Number of Solid Organs	388
Cornea - 90	180
Heart Valves - 51	102
Total Number of Tissues	282
Total Number of Organs & Tissues	670

Special Category of Transplantations done in Tamil Nadu

8 - Combined Transplantations

6 - Combined Two Organs Transplants - Kidney & Liver Transplant

1 - Combined Two Organs Transplants - Heart & Lungs

1 - Combined Three Organ Transplant - Kidney, Heart & Lungs

5 - Split Liver Transplants

Other Combined single organ Transplants

4 En-bloc Kidney Transplants

8 Double Lung Transplants

Fig. 2 - Organs Procured from Deceased Donors for Transplantations

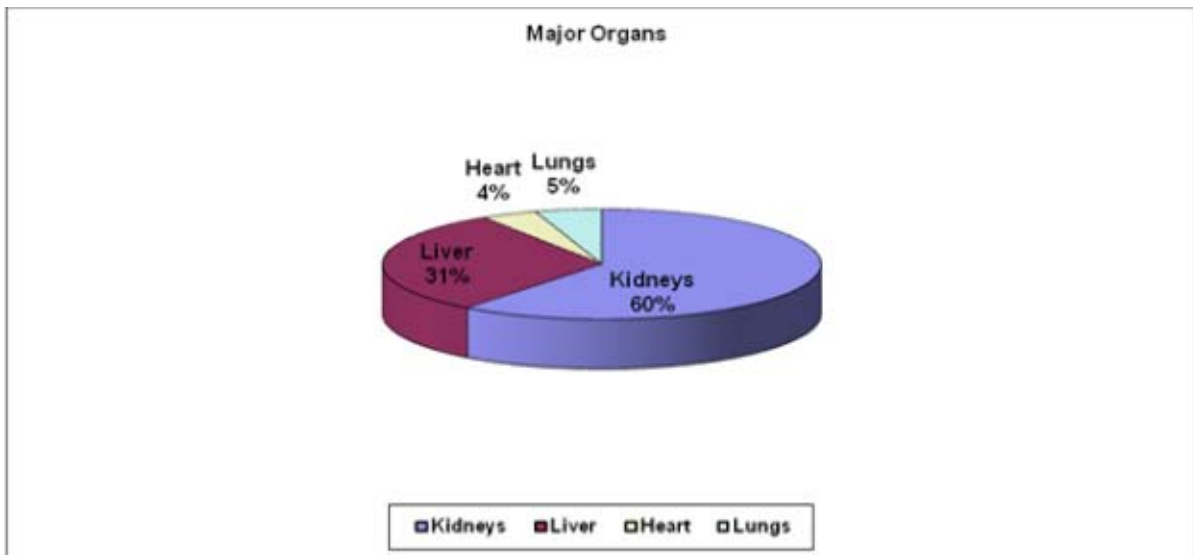


Fig. 3 - Tissues Procured from Deceased Donors for Transplantations

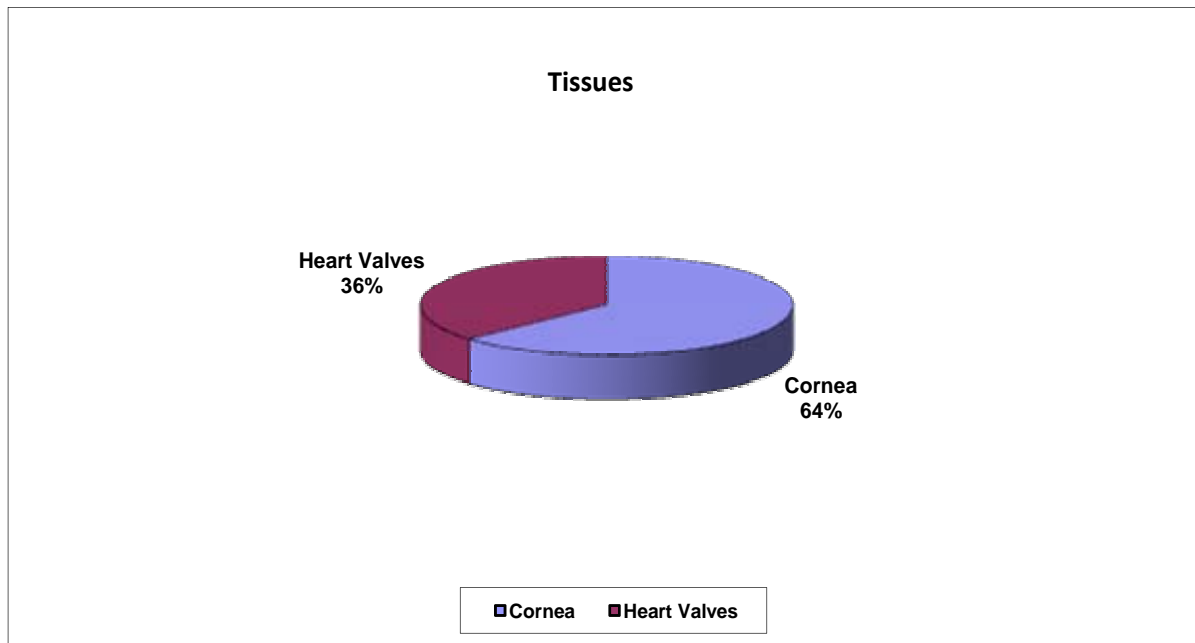


Fig. 4A - Deceased Donation – Month wise

Donation by Month	Total
Jan	4
Feb	2
Mar	12
Apr	15
May	9
Jun	12
Jul	14
Aug	15
Sep	17
Oct	12
Nov	5
Dec	12

Fig. 4B

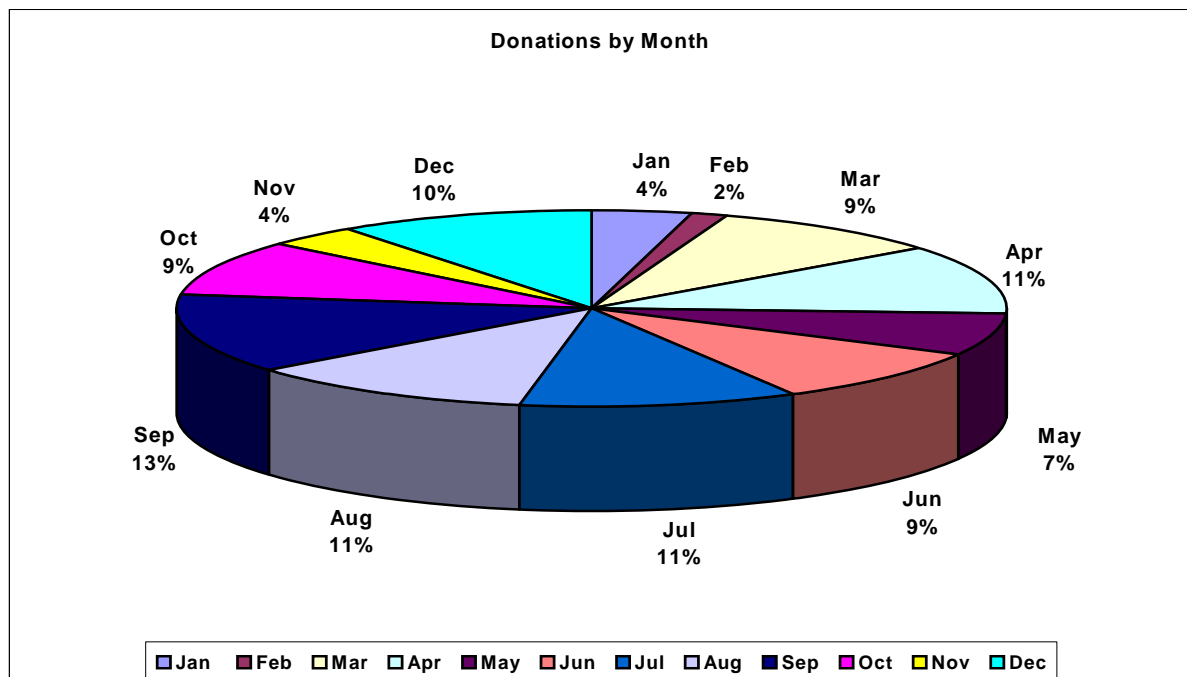


Fig. 4C

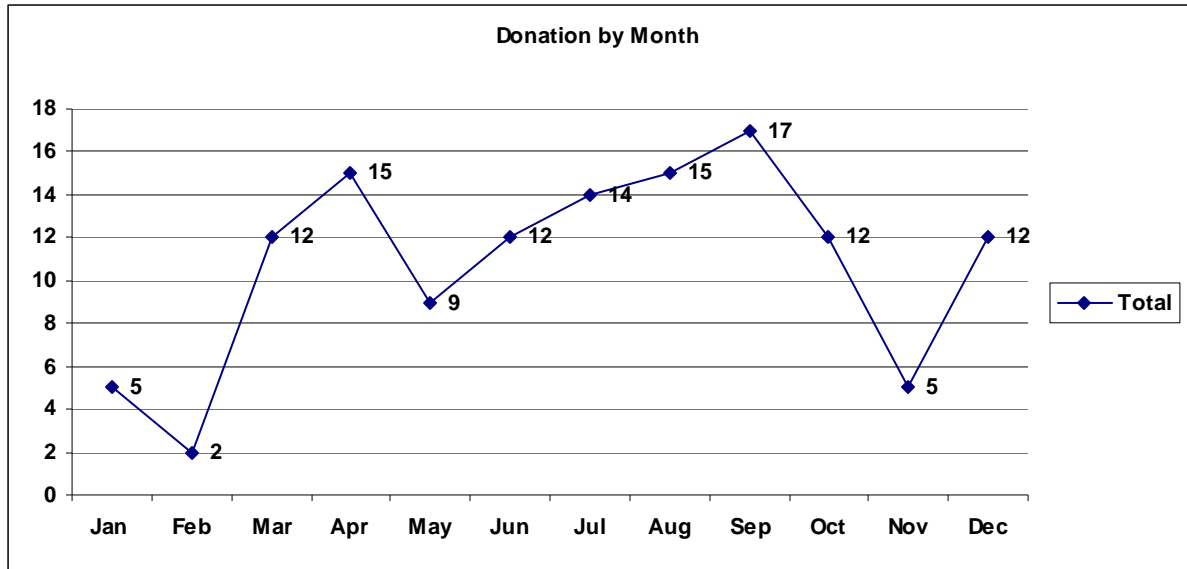


Fig. 4D – Month wise in Zones

Months	North Zone	South Zone	West Zone
Jan	3	1	0
Feb	1	0	1
Mar	9	3	0
Apr	9	2	4
May	6	1	2
Jun	8	2	2
Jul	10	2	2
Aug	13	1	1
Sep	9	3	5
Oct	8	0	4
Nov	5	0	0
Dec	12	0	1

Fig. 4E

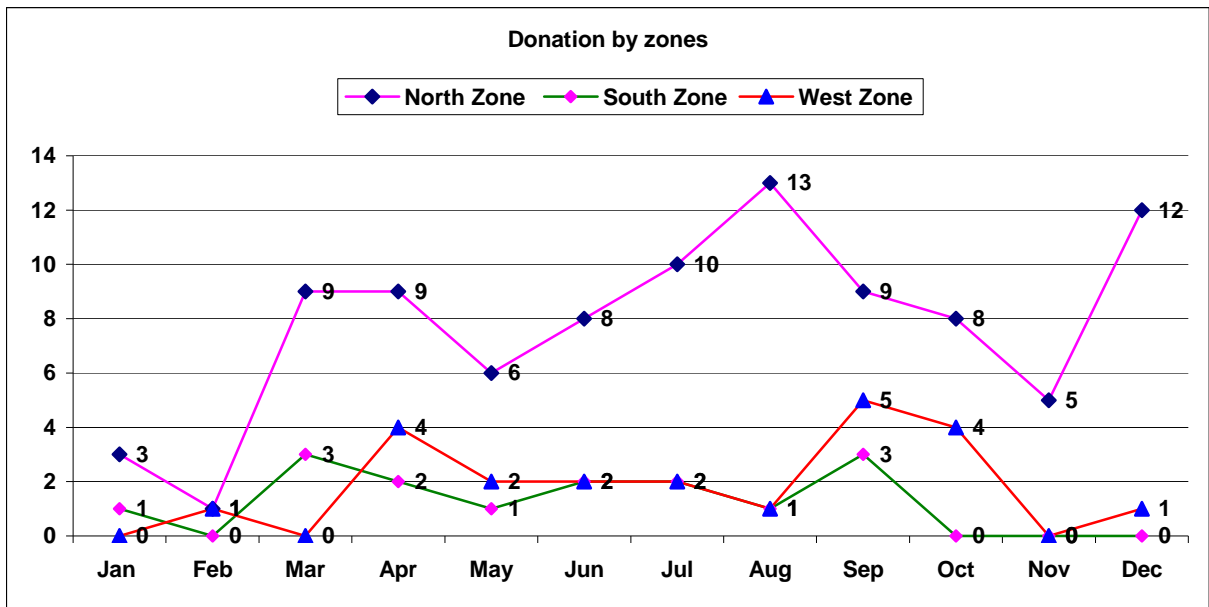


Fig. 5A - Deceased Donation by Gender

Donors by Gender	Total
Male	107
Female	23

Fig. 5B

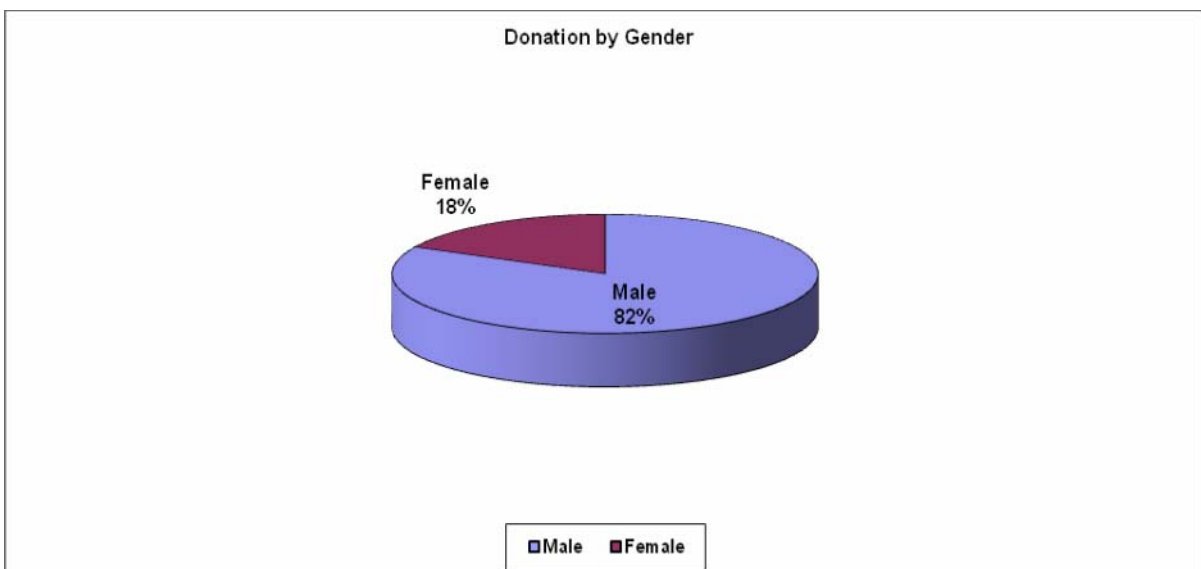


Fig. 5C

Gender	North Zone	South Zone	West Zone
Male	74	12	21
Female	19	3	1

Fig. 5D

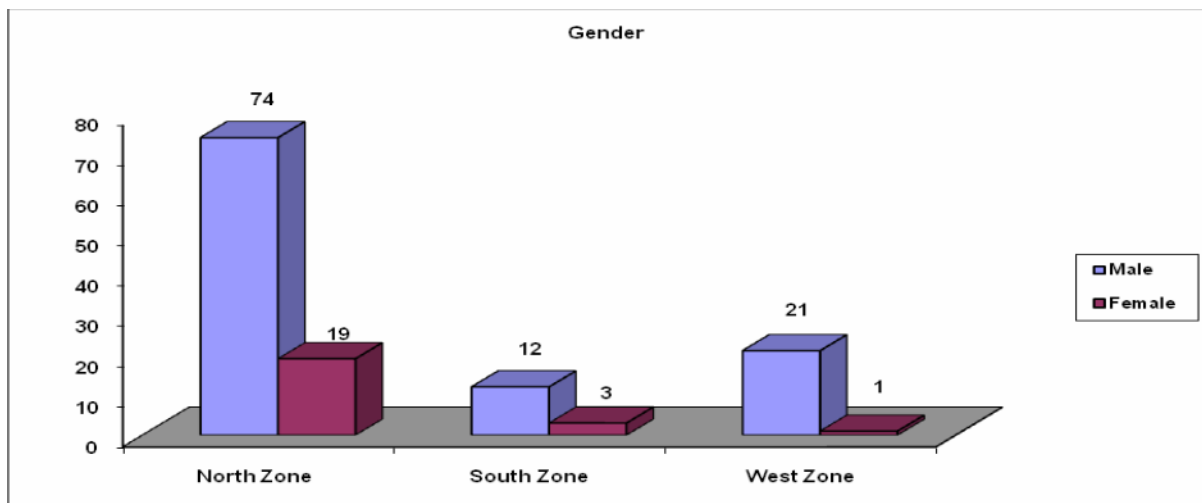


Fig. 6A – Deceased Donation by Blood Group

O	63
A	25
B	33
AB	9

Fig. 6B

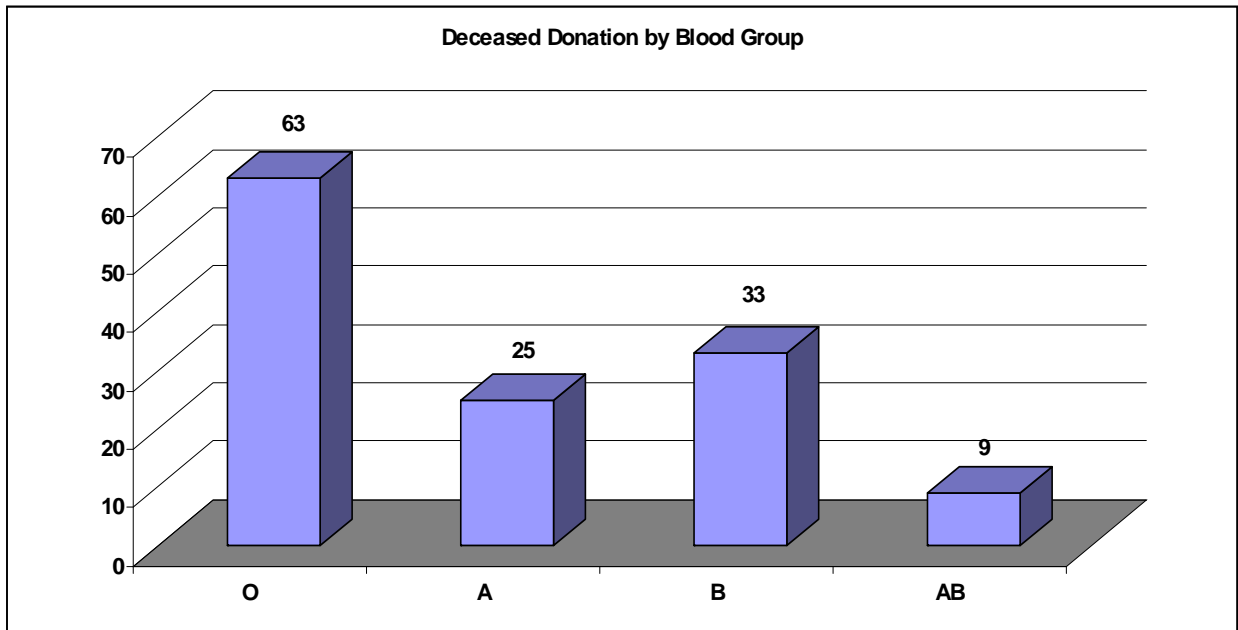


Fig. 7A – Deceased Donation by Case (medico-legal/non medico-legal)

Donation by type of case	Total
MLC (medico-legal case)	94
Non MLC (non medico-legal case)	36

Fig. 7B

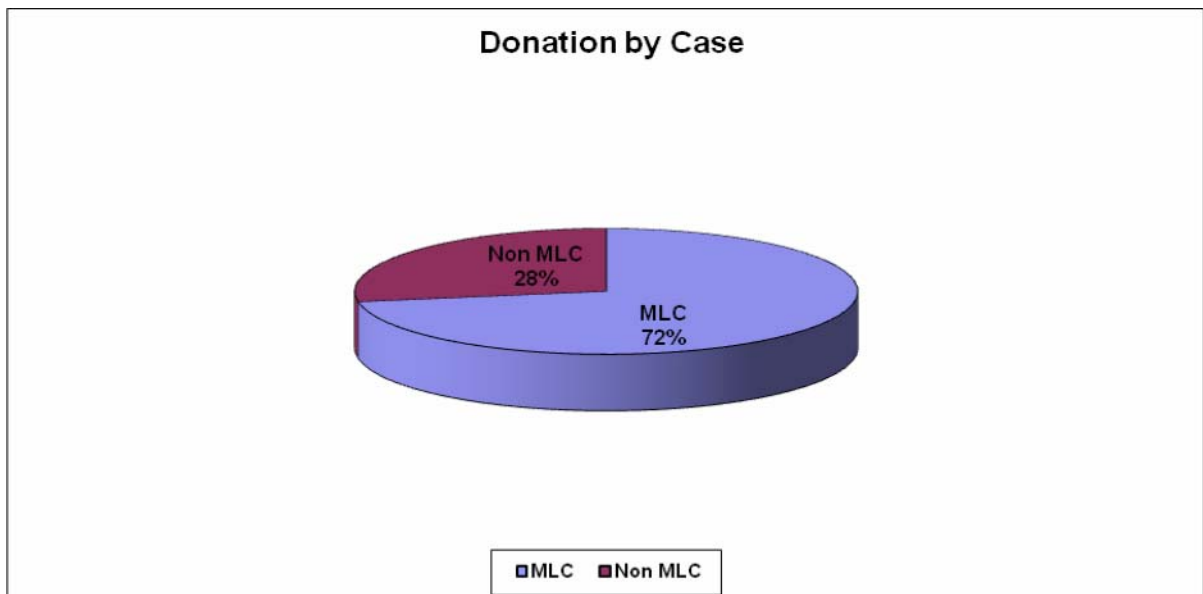


Fig. 7C

Donation by type of case	North Zone	South Zone	West Zone
MLC (medico-legal case)	64	12	17
Non MLC (non medico-legal case)	29	3	5

Fig. 7D

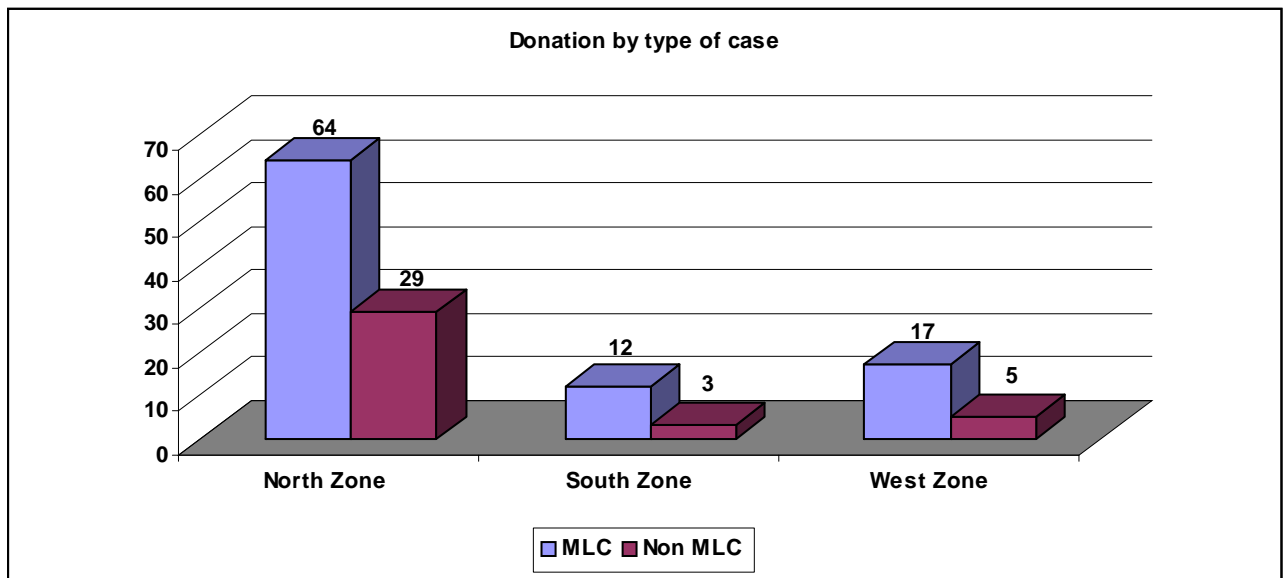


Fig. 7E - Organ Donation in Medico-legal Cases

Road Traffic Accident	Non Road Traffic Accident
84	9

Fig. 7F

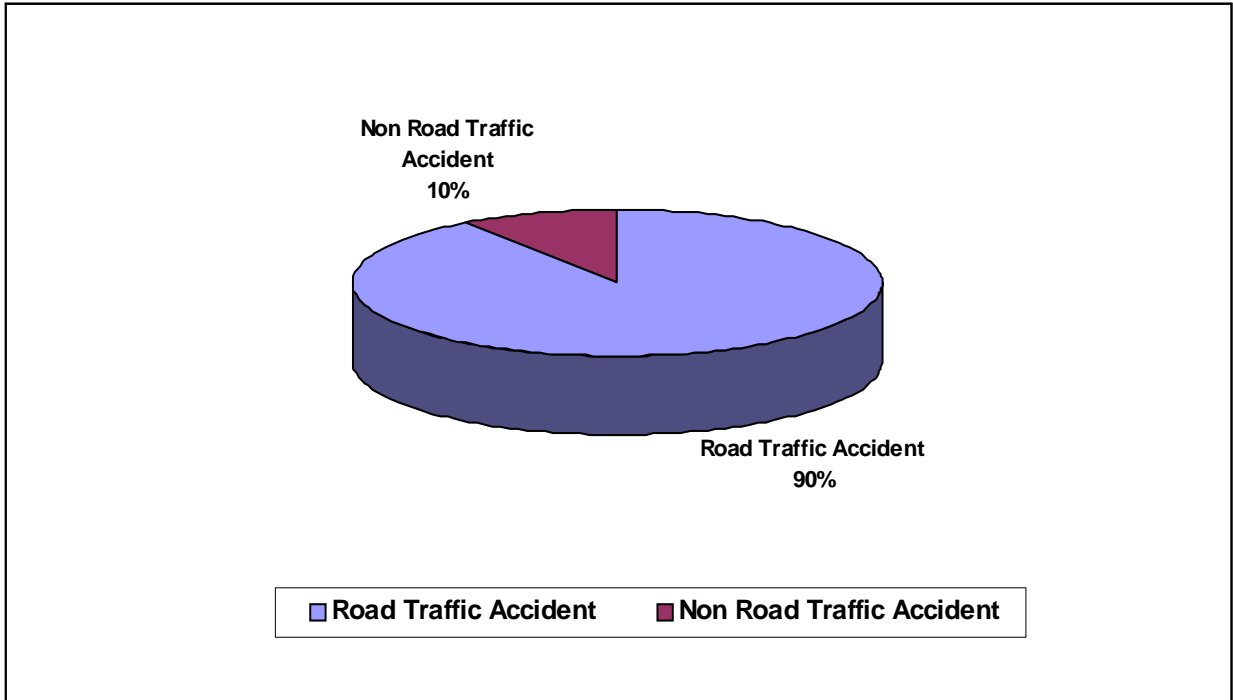


Fig. 7G

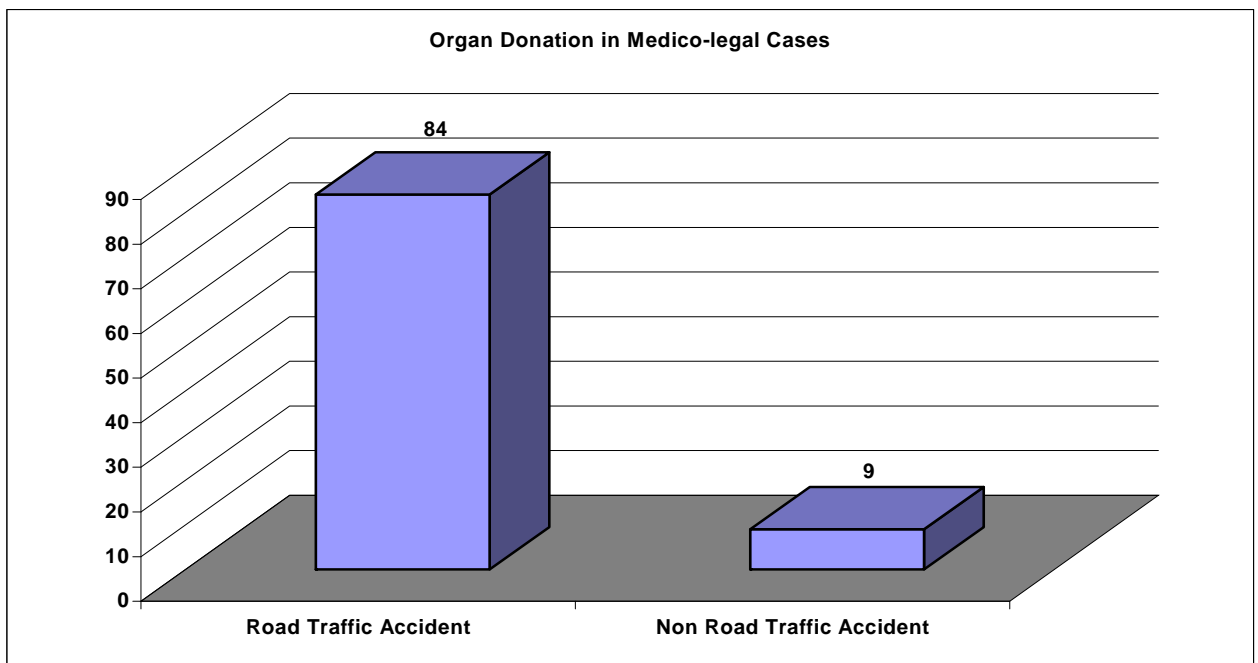


Fig. 8A – Deceased Donation by Zone

Donors by Zone	Total
North Zone	93
South Zone	15
West Zone	22
Out of State	1

Fig. 8B

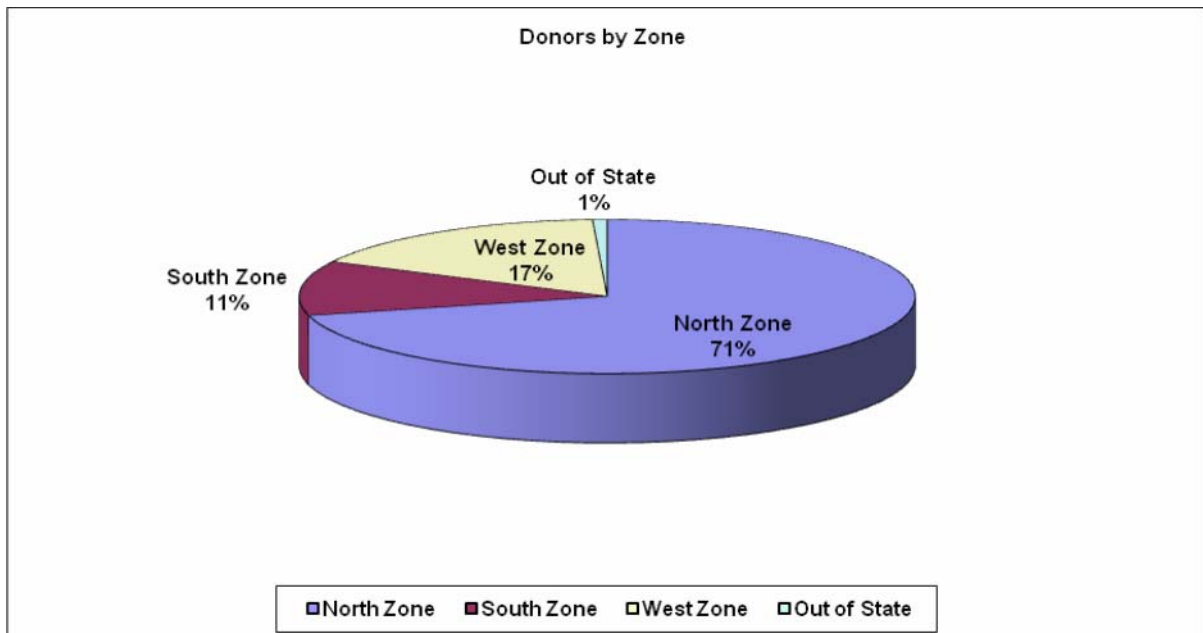


Fig. 9A – Deceased Donation by Blood Group

Donors by Blood Group	Total
O	63
A	25
B	33
AB	10

Fig. 9B

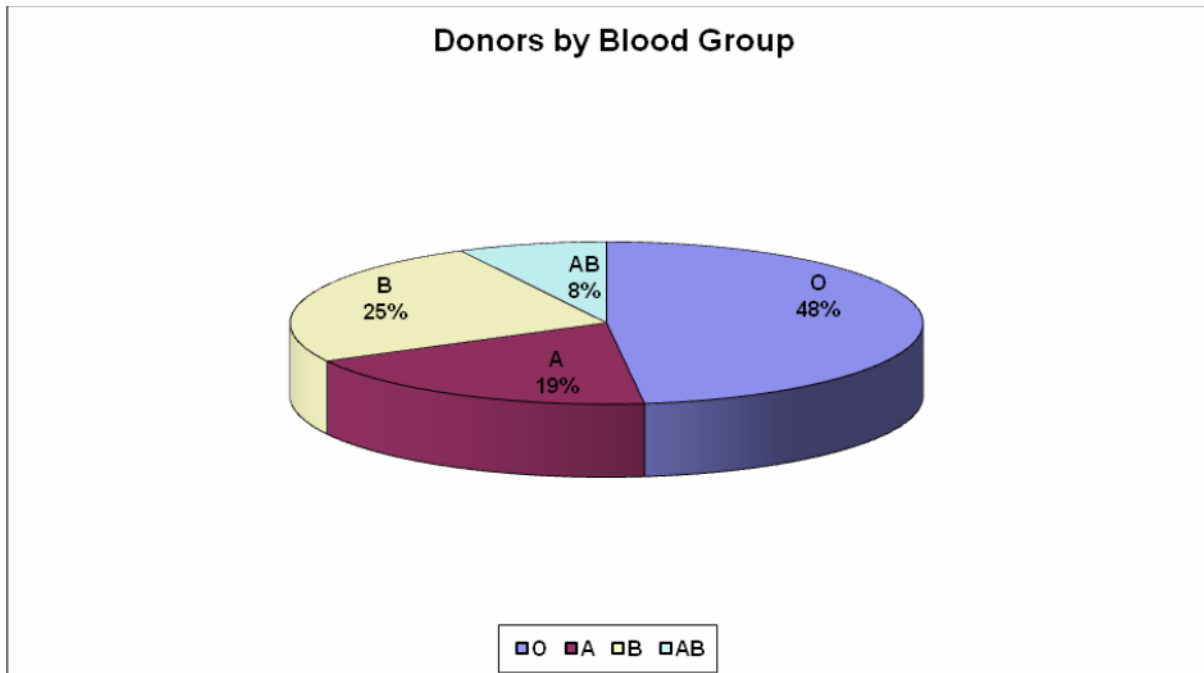


Fig. 10A – Deceased Donation by Age

Donors by Age	Total
Below -10	3
10 - 20	12
21 - 30	28
31 - 40	21
41 - 50	30
51 - 60	24
Above - 60	13

Fig. 10B

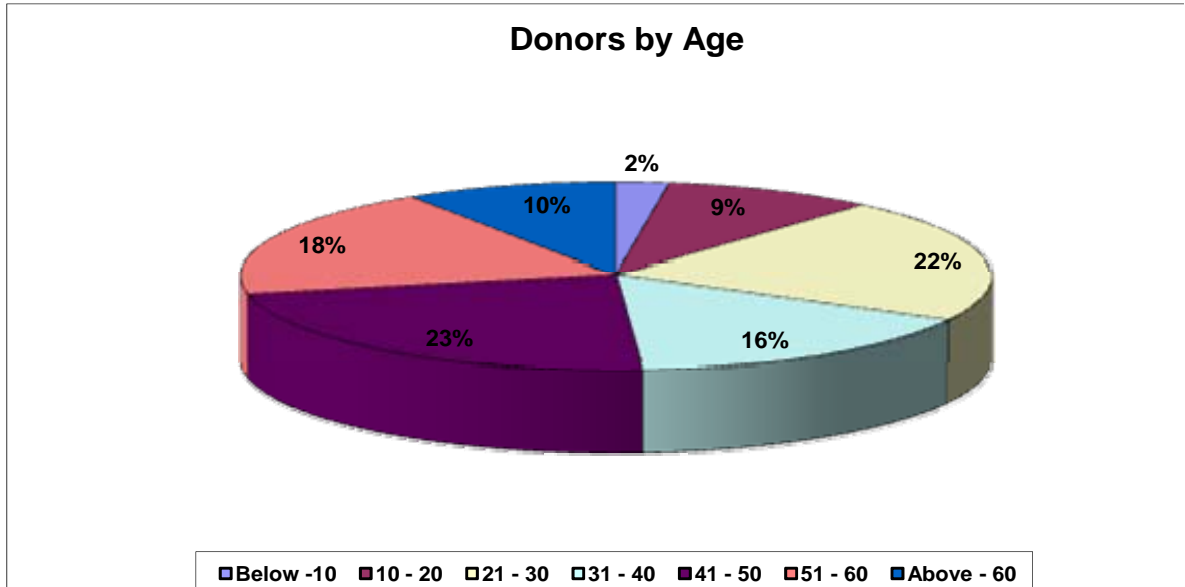
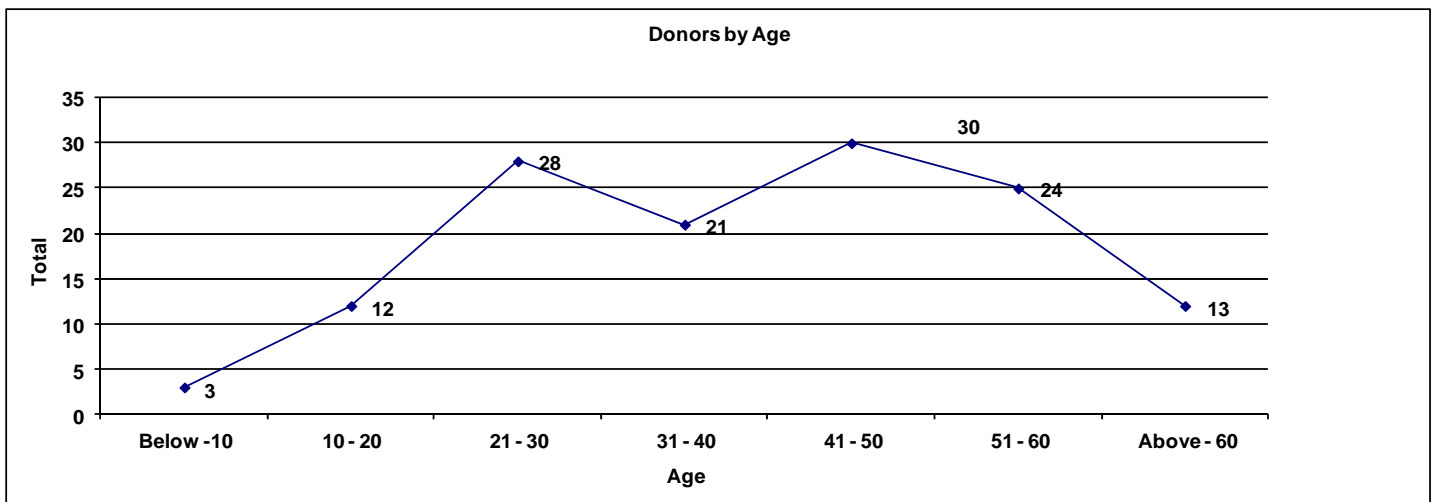


Fig. 10C



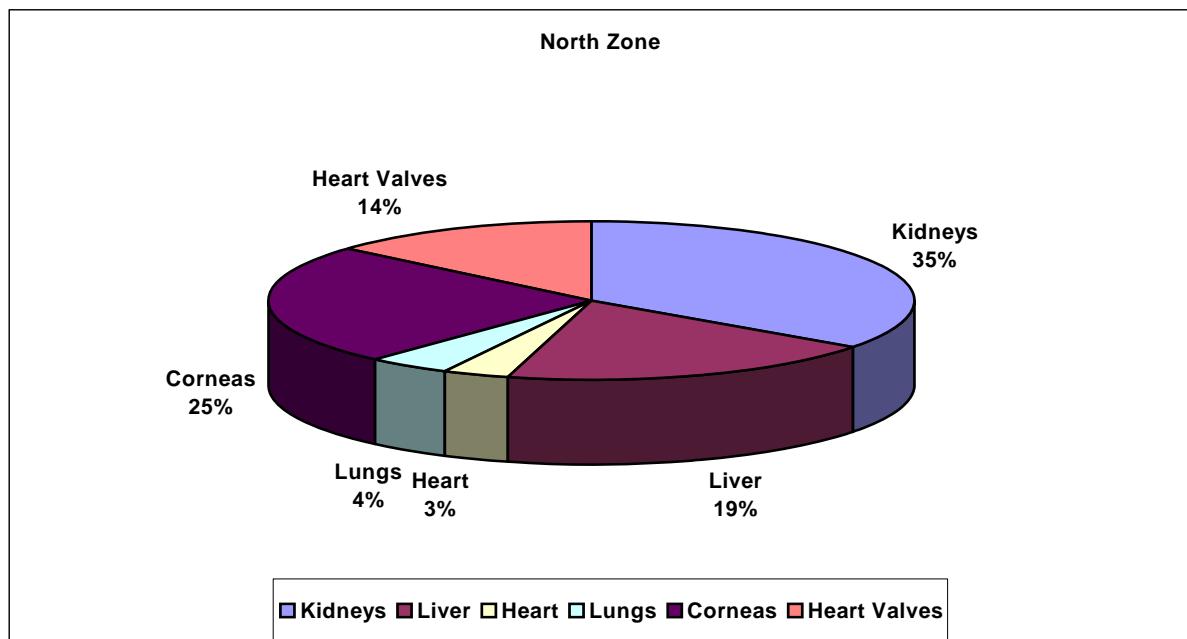
Zone-wise Statistics of Organ Donation

Organs from North Zone - 9 Hospitals Contributed Organs into the Pool

Fig. 11A

Donors	93
Kidneys	162
Liver	88
Heart	16
Lungs	19
Corneas	116
Heart Valves	62

Fig. 11B

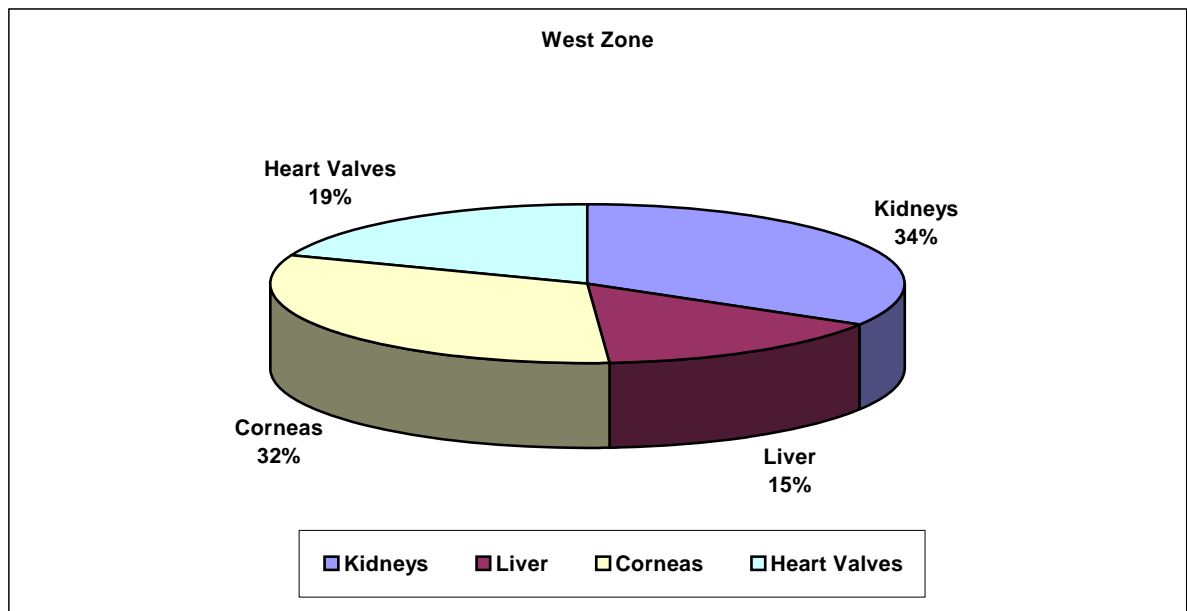


Organs from West Zone – 5 Hospitals Contributed Organs into the Pool

Fig. 11C

Donors	22
Kidneys	42
Liver	19
Heart	0
Lungs	0
Corneas	40
Heart Valves	24

Fig. 11D

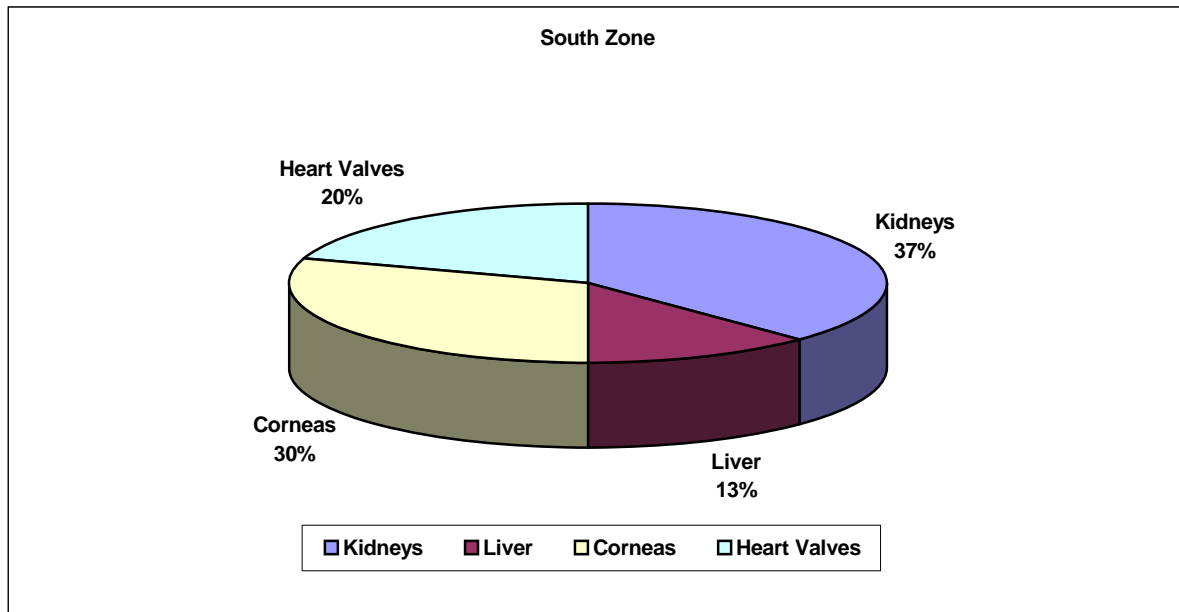


Organs from South Zone - 6 Hospitals Contributed to the Donor Pool

Fig. 11E

Donors	15
Kidneys	30
Liver	10
Heart	0
Lungs	0
Corneas	24
Heart Valves	16

Fig. 11F



Hospitals' Contribution in Organ Donation

North Zone

Apollo Hospital

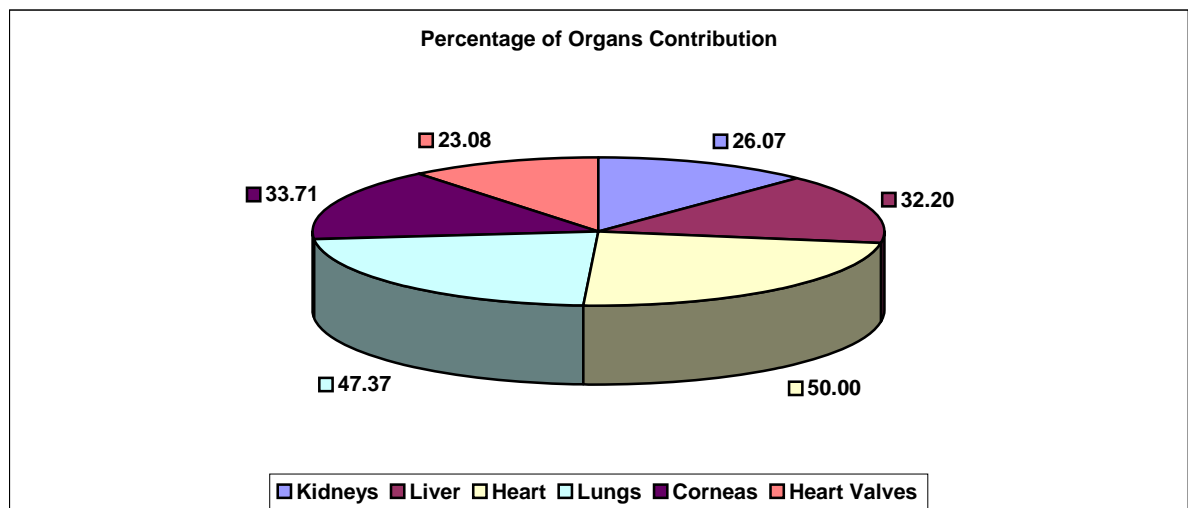
Fig. 12A

Organs Generated		In house	Shared with Others	Received from Others
Donor	39			
Kidneys	61	31	30	3
Liver	38	37	1	19
Heart	8	4	4	0
Lungs	10	9	1	0
Corneas	62	0	62	0
Heart Valves	22	0	22	0

Fig. 12B

Percentage of Organs Contributed

Kidneys	26.07
Liver	32.20
Heart	50.00
Lungs	50.00
Corneas	34.44
Heart Valves	22.00



Christian Medical College, Vellore

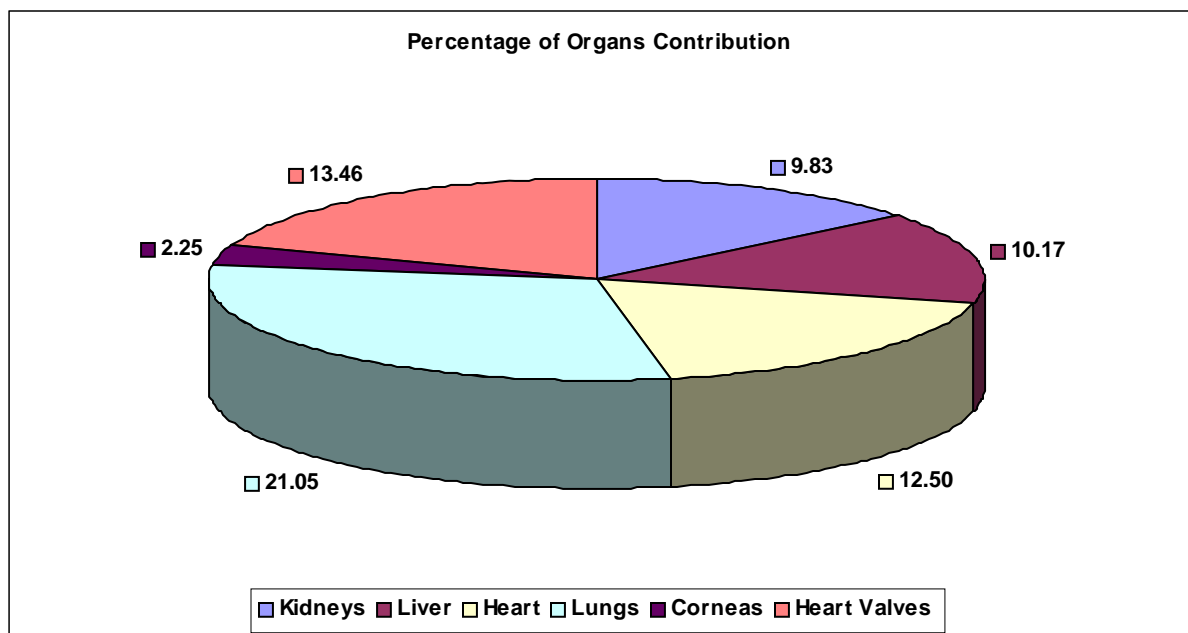
Fig. 13A

Organs Generated		In house	Shared with Others	Received from Others
Donor	12			
Kidneys	23	13	10	0
Liver	12	7	5	2
Heart	2	0	2	0
Lungs	4	0	4	0
Corneas	4	4	0	0
Heart Valves	14	0	14	0

Fig. 13B

Percentage of Organs Contributed

Kidneys	9.83
Liver	10.17
Heart	12.50
Lungs	21.05
Corneas	2.25
Heart Valves	13.46



Dr. Mehta's Hospital

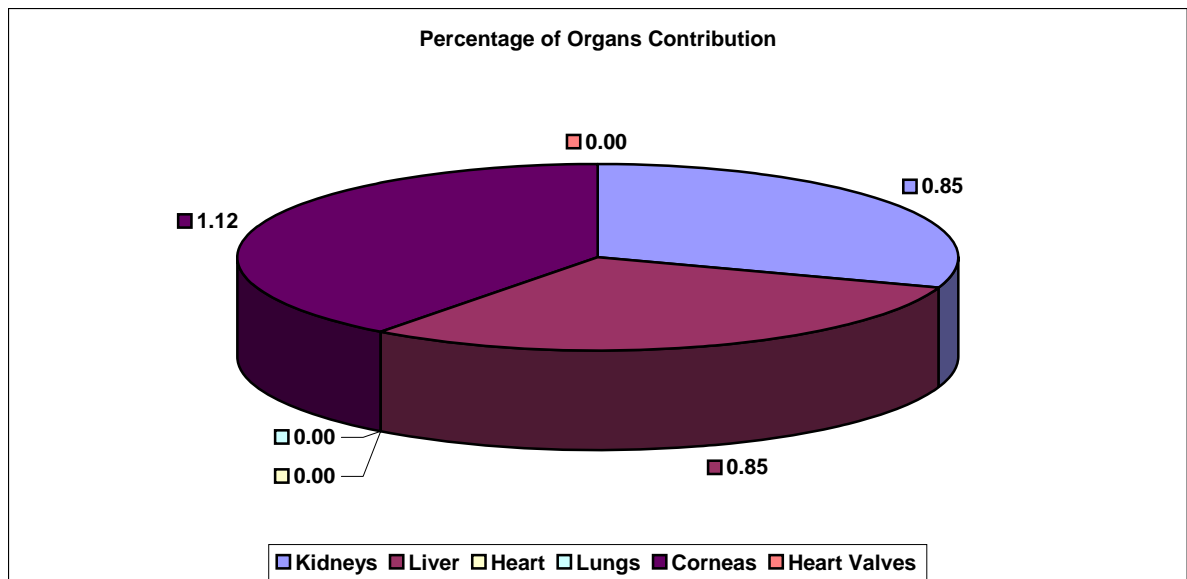
Fig. 14A

Organs Generated		In house	Shared with Others	Received from Others
Donor	1			
Kidneys	2	0	2	0
Liver	1	0	1	0
Heart	0	0	0	0
Lungs	0	0	0	0
Corneas	2	0	2	0
Heart Valves	0	0	0	0

Fig. 14B

Percentage of Organs Contributed

Kidneys	0.85
Liver	0.85
Heart	0.00
Lungs	0.00
Corneas	1.12
Heart Valves	0.00



Global Hospitals & Health City

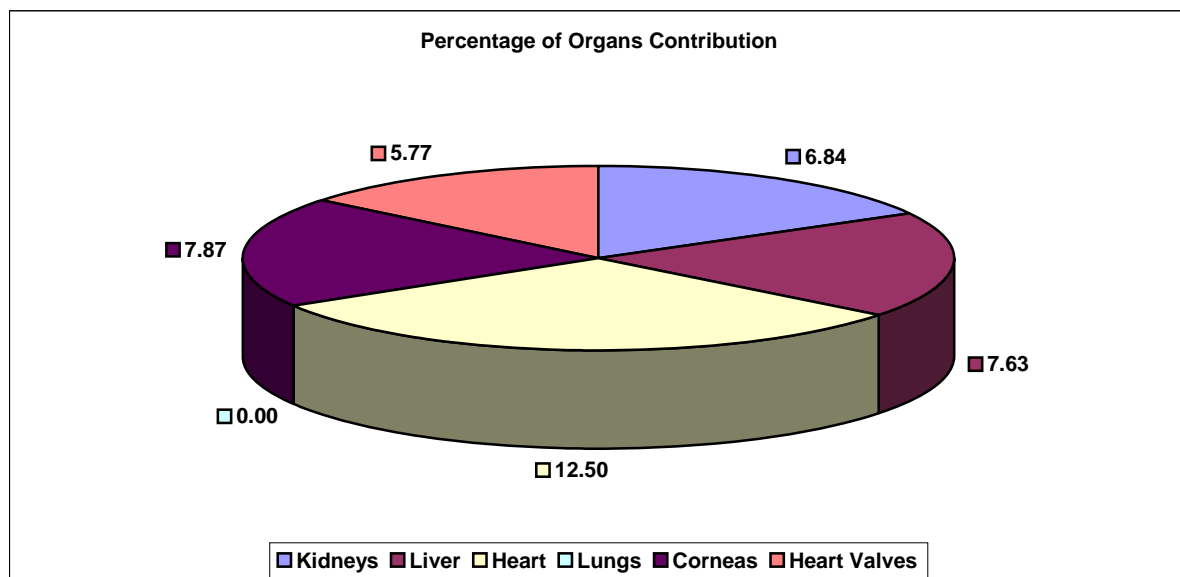
Fig. 15A

Organs Generated		In house	Shared with Others	Received from Others
Donor	9			
Kidneys	16	8	8	3
Liver	9	8	1	23
Heart	2	0	2	0
Lungs	0	0	0	6
Corneas	14	0	14	0
Heart Valves	6	0	6	0

Fig. 15B

Percentage of Organs Contributed

Kidneys	6.84
Liver	7.63
Heart	12.50
Lungs	0.00
Corneas	7.87
Heart Valves	5.77



Dr.Kamakshi Memorial Hospital

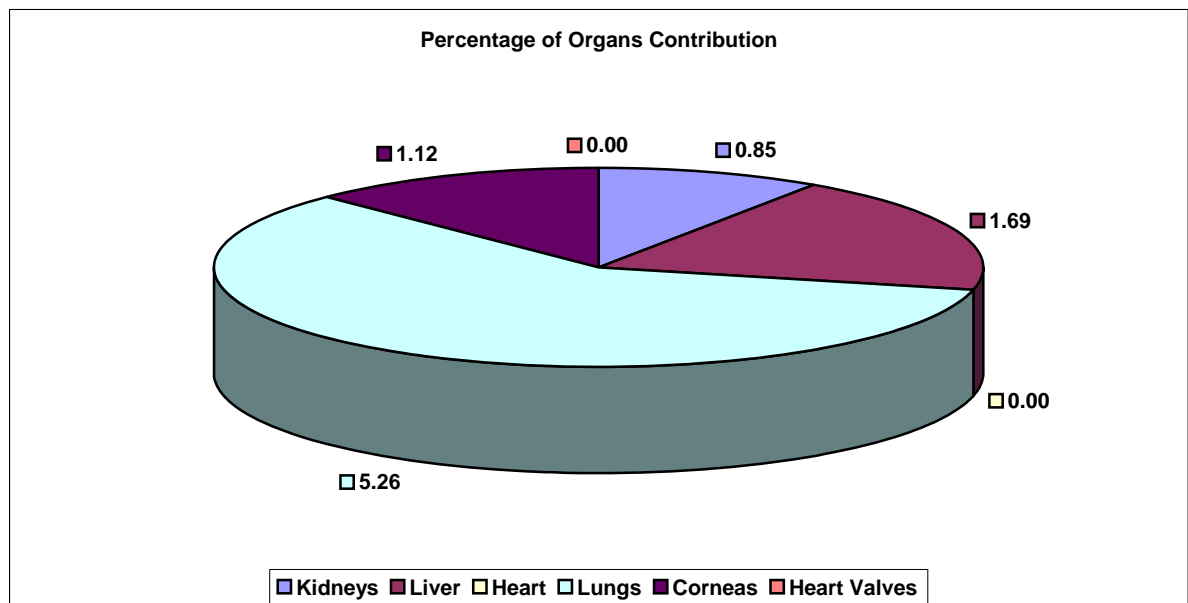
Fig. 16A

Organs Generated		In house	Shared with Others	Received from Others
Donor	1			
Kidneys	2	1	1	2
Liver	2	0	2	0
Heart	0	0	0	0
Lungs	1	0	1	0
Corneas	2	0	2	0
Heart Valves	0	0	0	0

Fig. 16B

Percentage of Organs Contributed

Kidneys	0.85
Liver	1.69
Heart	0.00
Lungs	5.26
Corneas	1.12
Heart Valves	0.00



MIOT Hospital

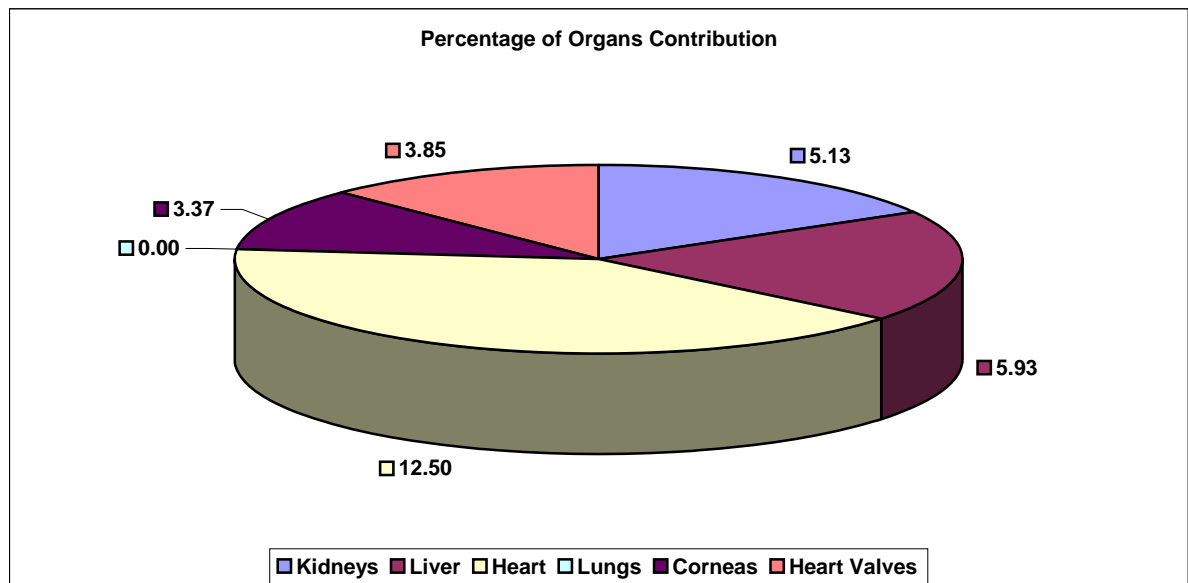
Fig. 17A

Organs Generated		In house	Shared with Others	Received from Others
Donor	7			
Kidneys	12	6	6	7
Liver	7	7	0	10
Heart	2	0	2	0
Lungs	0	0	0	0
Corneas	6	0	6	0
Heart Valves	4	0	4	0

Fig. 17B

Percentage of Organs Contributed

Kidneys	5.13
Liver	5.93
Heart	12.50
Lungs	0.00
Corneas	3.37
Heart Valves	3.85



Rajiv Gandhi Government General Hospital

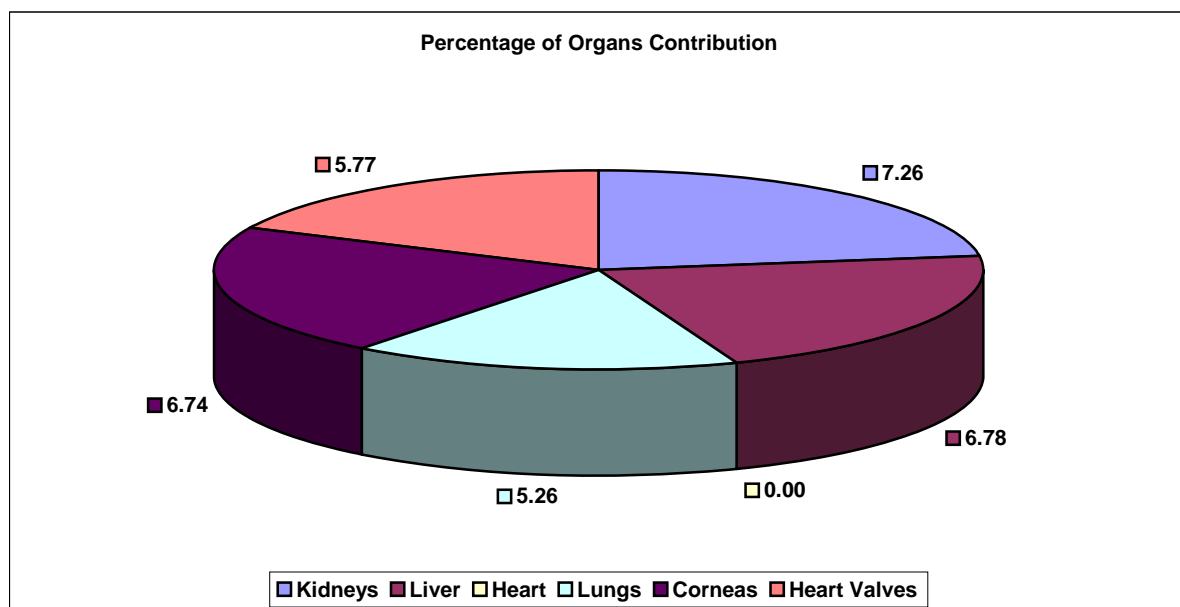
Fig. 18A

Organs Generated		In house	Shared with Others	Received from Others
Donor	9			
Kidneys	17	8	9	13
Liver	8	0	8	0
Heart	0	0	0	0
Lungs	1	0	1	0
Corneas	12	0	12	0
Heart Valves	6	0	6	0

Fig. 18B

Percentage of Organs Contributed

Kidneys	7.26
Liver	6.78
Heart	0.00
Lungs	5.26
Corneas	6.74
Heart Valves	5.77



Sri Ramachandra Medical College

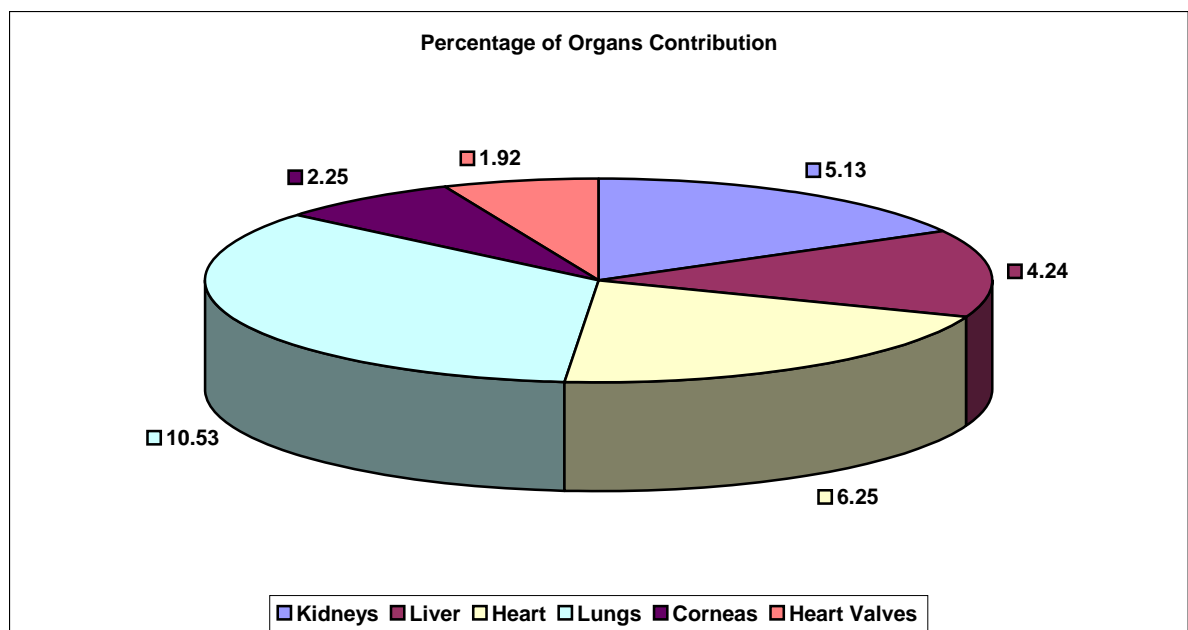
Fig. 19A

Organs Generated		In house	Shared with Others	Received from Others
Donor	6			
Kidneys	12	8	4	2
Liver	5	0	5	0
Heart	1	0	1	0
Lungs	2	0	2	0
Corneas	4	4	0	0
Heart Valves	2	2	0	0

Fig. 19B

Percentage of Organs Contributed

Kidneys	5.13
Liver	4.24
Heart	6.25
Lungs	10.53
Corneas	2.25
Heart Valves	1.92



Stanley Medical College

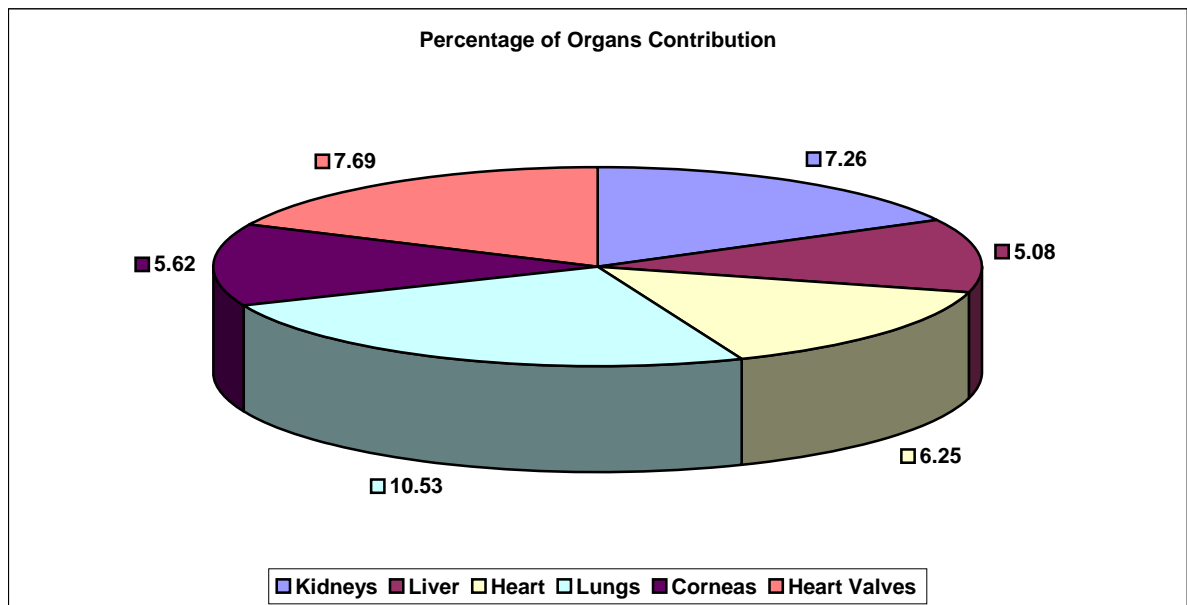
Fig. 20A

Organs Generated		In house	Shared with Others	Received from Others
Donor	9			
Kidneys	17	4	13	4
Liver	6	2	4	3
Heart	1	0	1	0
Lungs	2	0	2	0
Corneas	10	0	10	0
Heart Valves	8	0	8	0

Fig. 20B

Percentage of Organs Contributed

Kidneys	7.26
Liver	5.08
Heart	6.25
Lungs	10.53
Corneas	5.62
Heart Valves	7.69



West Zone

G. Kuppuswamy Naidu Memorial Hospital

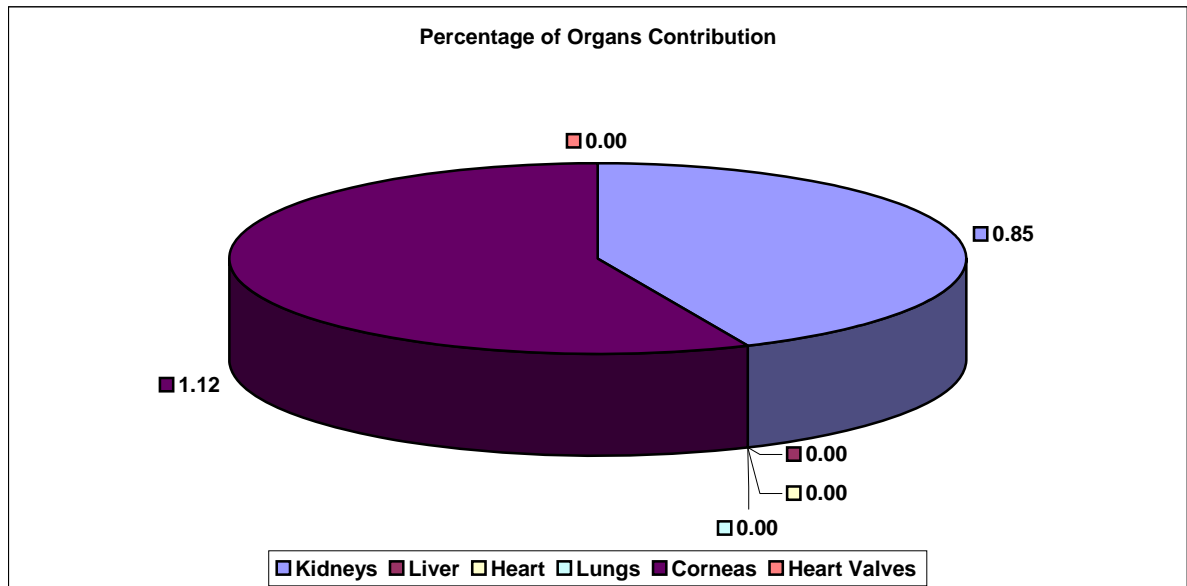
Fig. 21A

Organs Generated		In house	Shared with Others	Received from Others
Donor	1			
Kidneys	2	1	1	0
Liver	0	0	0	0
Heart	0	0	0	0
Lungs	0	0	0	0
Corneas	2	0	2	0
Heart Valves	0	0	0	0

Fig. 21B

Percentage of Organs Contributed

Kidneys	0.85
Liver	0.00
Heart	0.00
Lungs	0.00
Corneas	1.12
Heart Valves	0.00



K.G Hospital

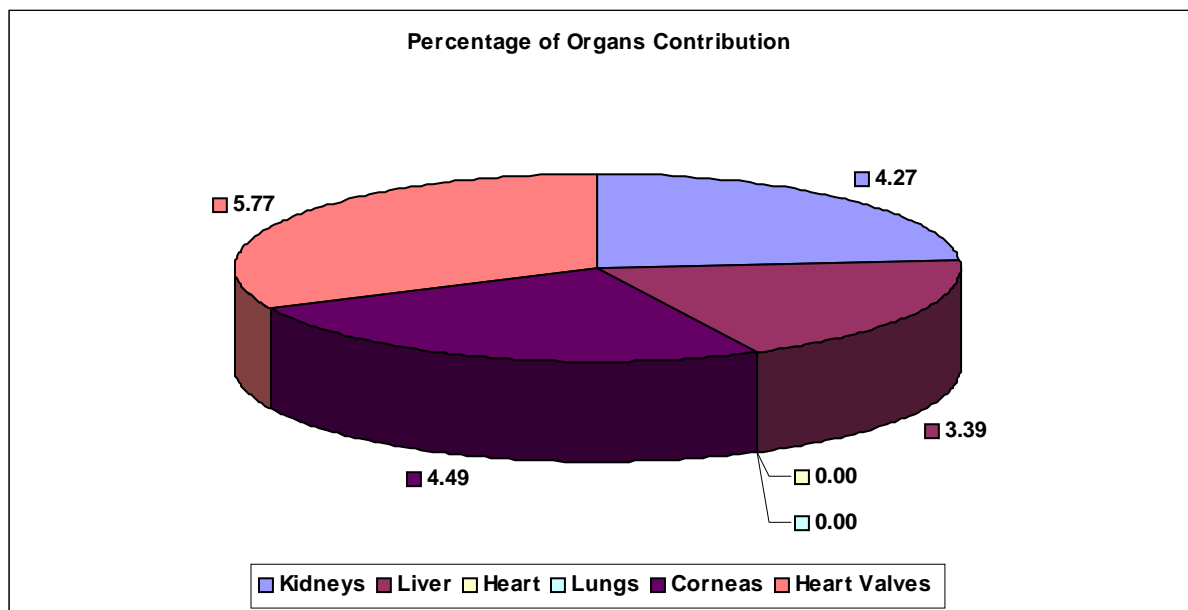
Fig. 22A

Organs Generated		In house	Shared with Others	Received from Others
Donor	5			
Kidneys	10	6	4	0
Liver	4	0	4	0
Heart	0	0	0	0
Lungs	0	0	0	0
Corneas	8	0	8	0
Heart Valves	6	0	6	0

Fig. 22B

Percentage of Organs Contributed

Kidneys	4.27
Liver	3.39
Heart	0.00
Lungs	0.00
Corneas	4.49
Heart Valves	5.77



Kovai Medical Centre

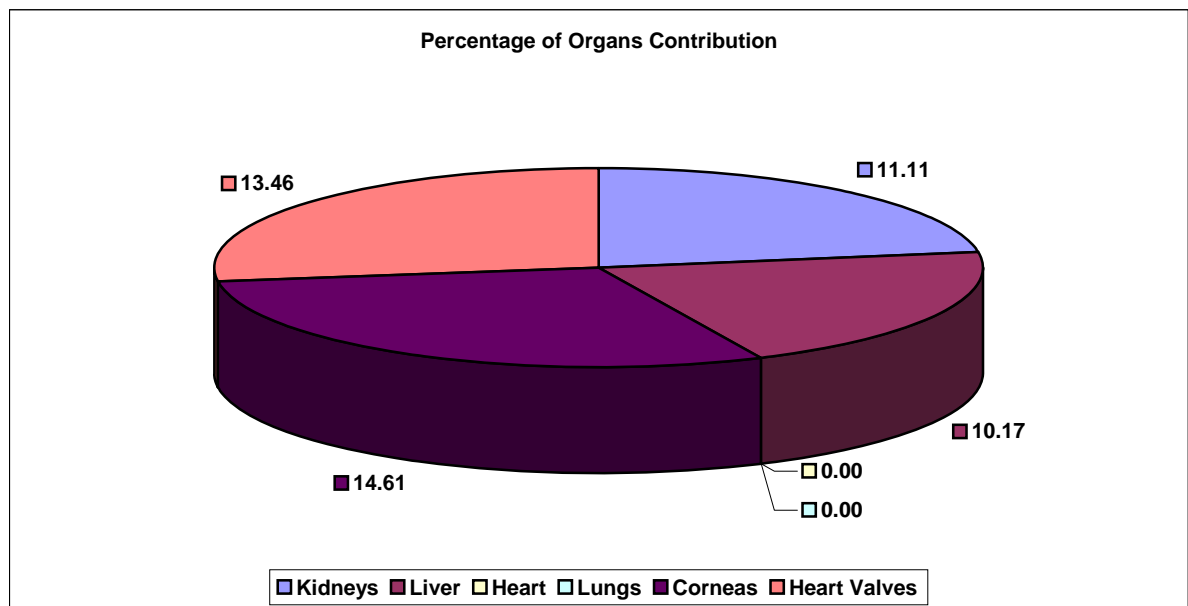
Fig. 23A

Organs Generated		In house	Shared with Others	Received from Others
Donor	14			
Kidneys	26	23	3	4
Liver	12	0	12	0
Heart	0	0	0	0
Lungs	0	0	0	0
Corneas	26	0	26	0
Heart Valves	14	0	14	0

Fig. 23B

Percentage of Organs Contributed

Kidneys	11.11
Liver	10.17
Heart	0.00
Lungs	0.00
Corneas	14.61
Heart Valves	13.46



PSG Hospital

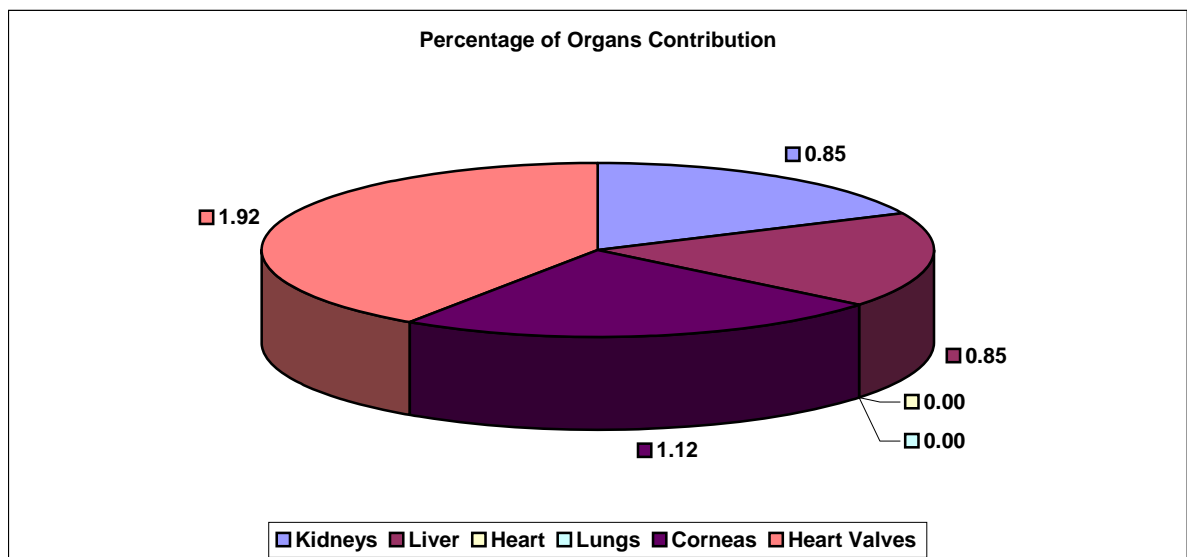
Fig. 24A

Organs Generated		In house	Shared with Others	Received from Others
Donor	1			
Kidneys	2	1	1	1
Liver	1	0	1	0
Heart	0	0	0	0
Lungs	0	0	0	0
Corneas	2	0	2	0
Heart Valves	2	0	2	0

Fig. 24B

Percentage of Organs Contributed

Kidneys	0.85
Liver	0.85
Heart	0.00
Lungs	0.00
Corneas	1.12
Heart Valves	1.92



Sree Abirami Hospital

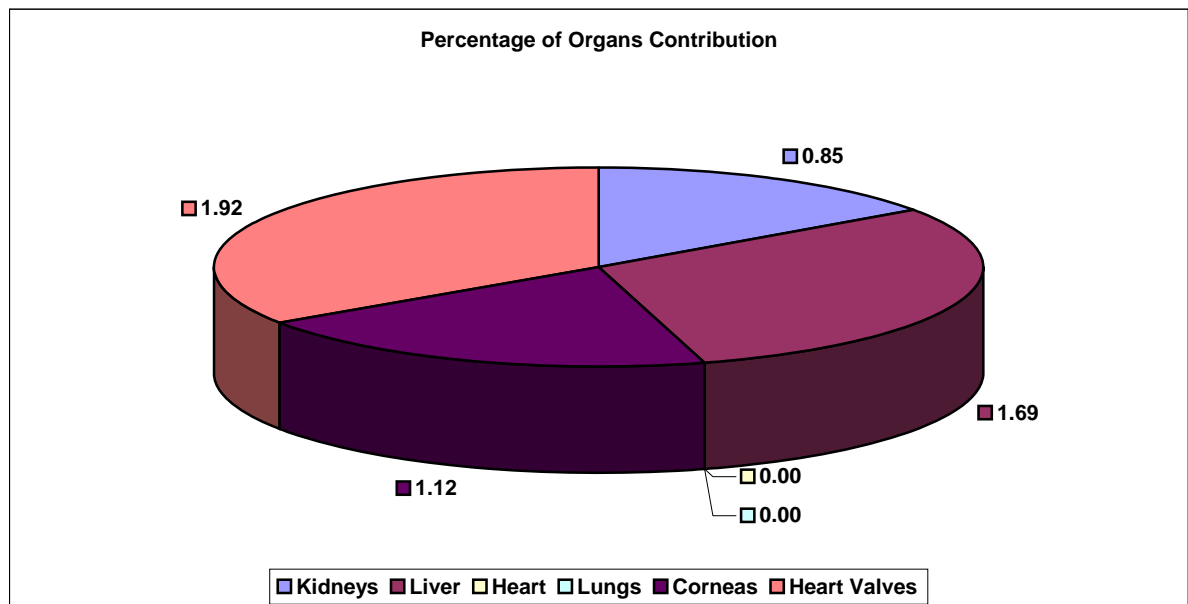
Fig. 25A

Organs Generated		In house	Shared with Others	Received from Others
Donor	1			
Kidneys	2	1	1	2
Liver	2	0	2	0
Heart	0	0	0	0
Lungs	0	0	0	0
Corneas	2	0	2	0
Heart Valves	2	0	2	0

Fig. 25B

Percentage of Organs Contributed

Kidneys	0.85
Liver	1.69
Heart	0.00
Lungs	0.00
Corneas	1.12
Heart Valves	1.92



South Zone

Assured Best Care Hospital, Trichy

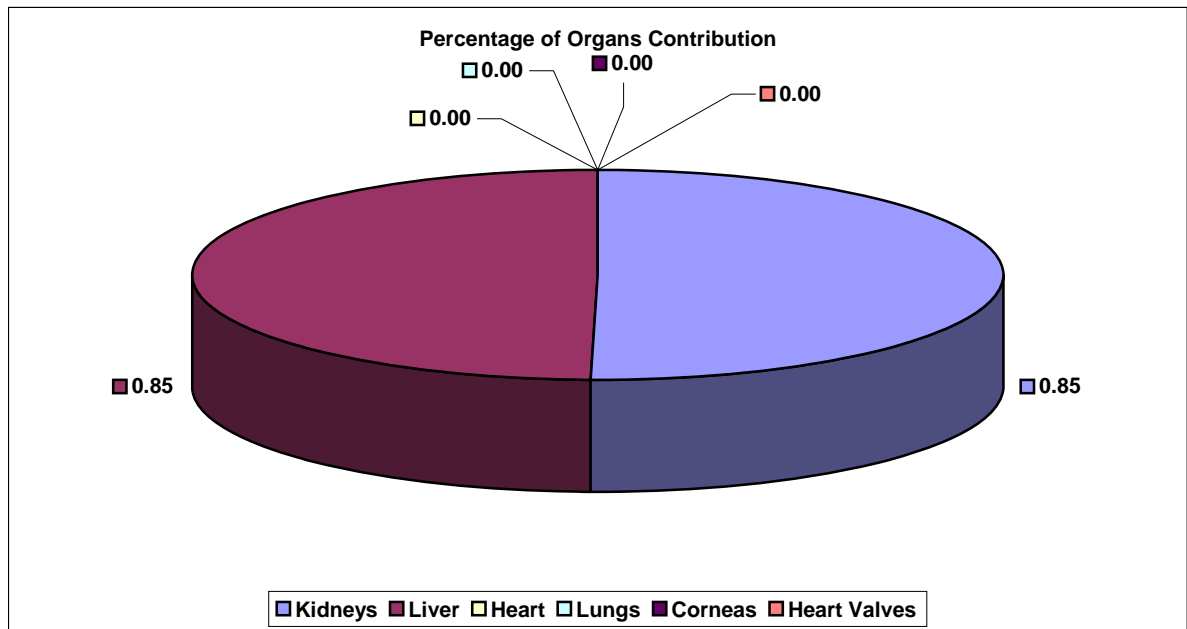
Fig. 26A

Organs Generated		In house	Shared with Others	Received from Others
Donor	1			
Kidneys	2	1	1	0
Liver	1	0	1	0
Heart	0	0	0	0
Lungs	0	0	0	0
Corneas	0	0	0	0
Heart Valves	0	0	0	0

Fig. 26B

Percentage of Organs Contributed

Kidneys	0.85
Liver	0.85
Heart	0.00
Lungs	0.00
Corneas	0.00
Heart Valves	0.00



Apollo Hospital, Madurai

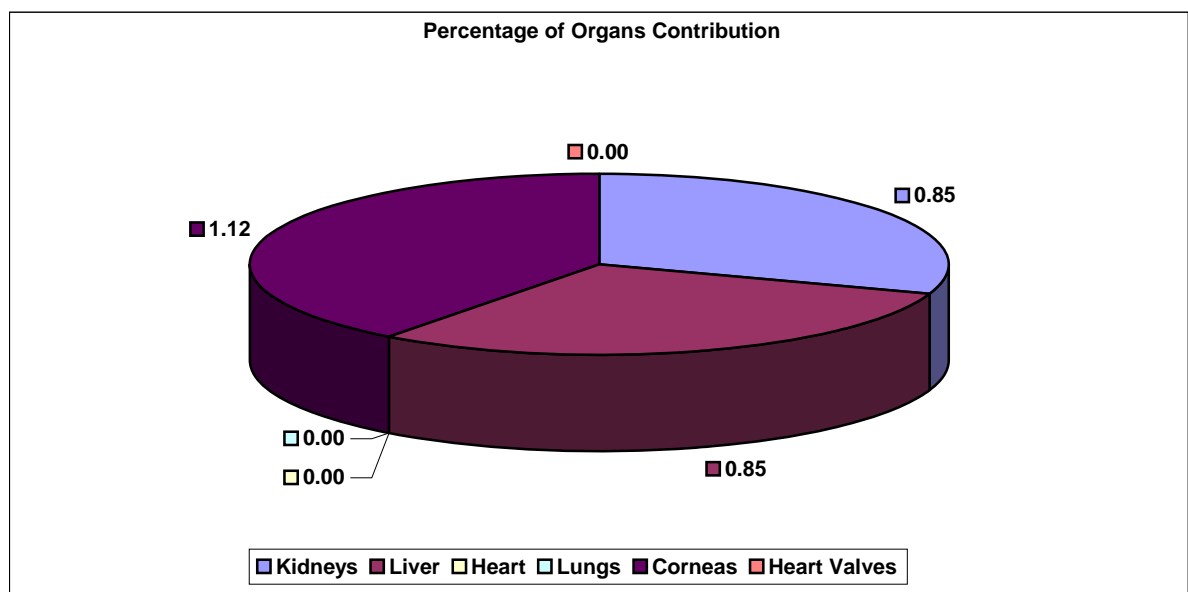
Fig. 27A

Organs Generated		In house	Shared with Others	Received from Others
Donor	1			
Kidneys	2	2	0	0
Liver	1	0	1	0
Heart	0	0	0	0
Lungs	0	0	0	0
Corneas	2	0	2	0
Heart Valves	0	0	0	0

Fig. 27B

Percentage of Organs Contributed

Kidneys	0.85
Liver	0.85
Heart	0.00
Lungs	0.00
Corneas	1.12
Heart Valves	0.00



Front line Hospital, Trichy

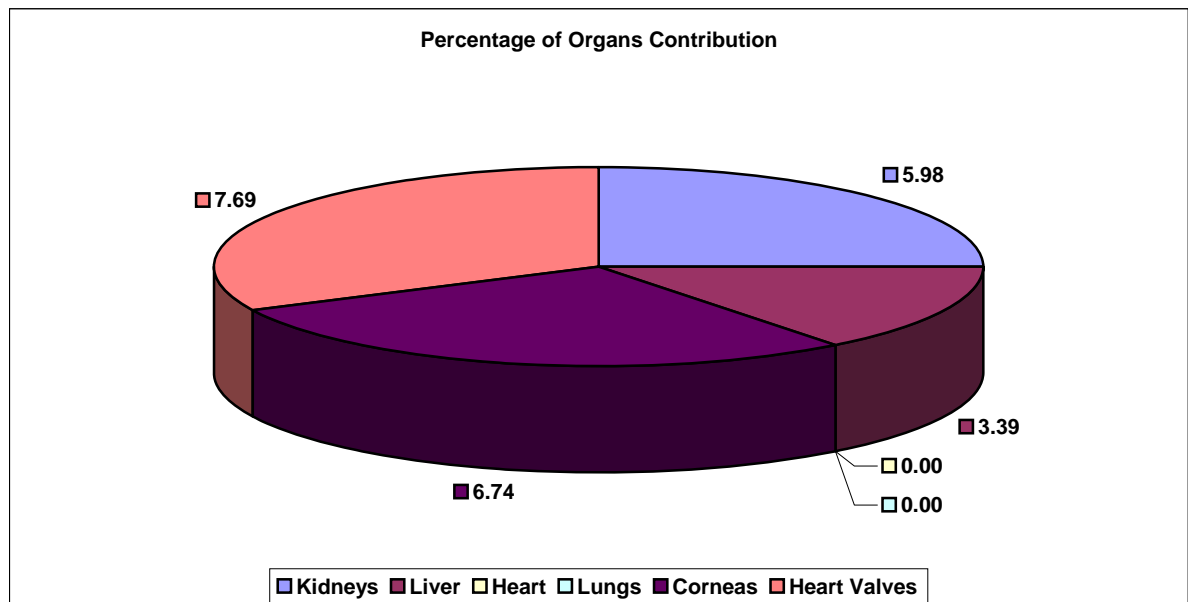
Fig. 28A

Organs Generated		In house	Shared with Others	Received from Others
Donor	7			
Kidneys	14	9	5	0
Liver	4	0	4	0
Heart	0	0	0	0
Lungs	0	0	0	0
Corneas	12	0	12	0
Heart Valves	8	0	8	0

Fig. 28B

Percentage of Organs Contributed

Kidneys	5.98
Liver	3.39
Heart	0.00
Lungs	0.00
Corneas	6.74
Heart Valves	7.69



Kauvery Medical Centre, Trichy

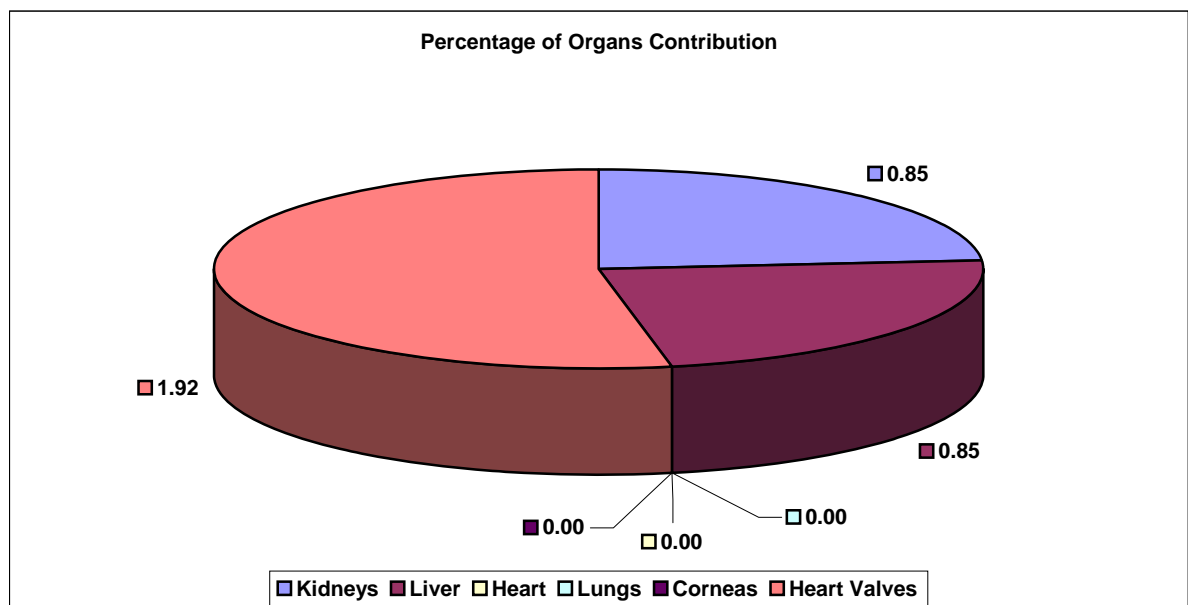
Fig. 29A

Organs Generated		In house	Shared with Others	Received from Others
Donor	1			
Kidneys	2	1	1	4
Liver	1	0	1	0
Heart	0	0	0	0
Lungs	0	0	0	0
Corneas	0	0	0	0
Heart Valves	2	0	2	0

Fig. 29B

Percentage of Organs Contributed

Kidneys	0.85
Liver	0.85
Heart	0.00
Lungs	0.00
Corneas	0.00
Heart Valves	1.92



Kidney Care Centre, Madurai

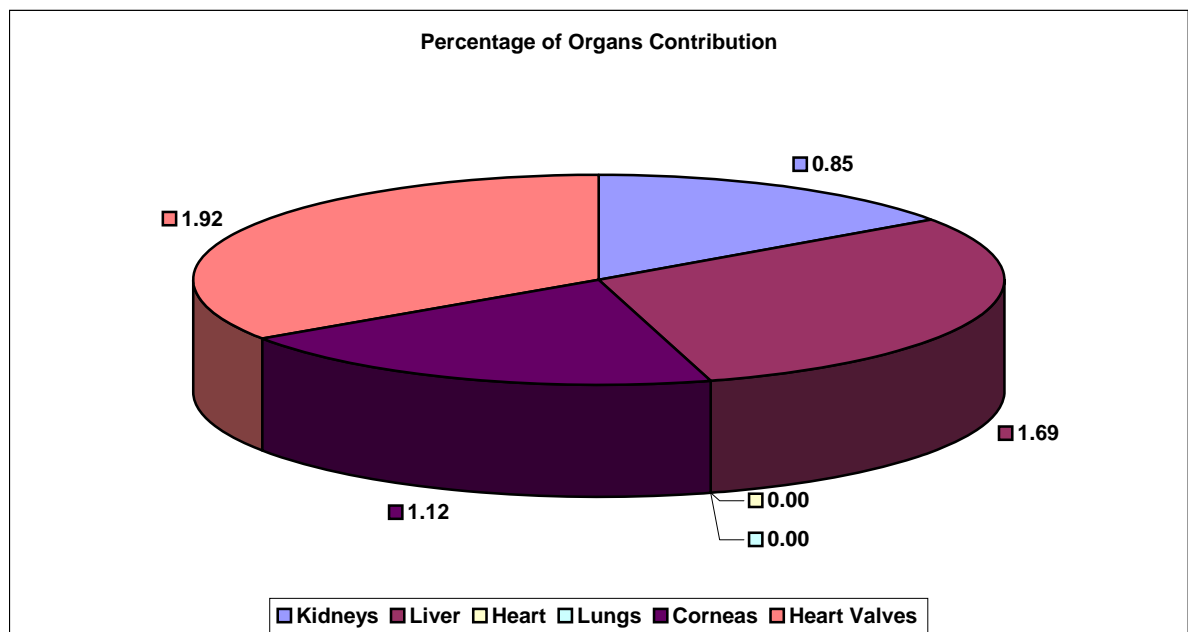
Fig. 30A

Organs Generated		In house	Shared with Others	Received from Others
Donor	1			
Kidneys	2	1	1	2
Liver	1	0	1	0
Heart	0	0	0	0
Lungs	0	0	0	0
Corneas	2	0	2	0
Heart Valves	2	0	2	0

Fig. 30B

Percentage of Organs Contributed

Kidneys	0.85
Liver	1.69
Heart	0.00
Lungs	0.00
Corneas	1.12
Heart Valves	1.92



Meenakshi Mission Hospital & Research Centre, Madurai

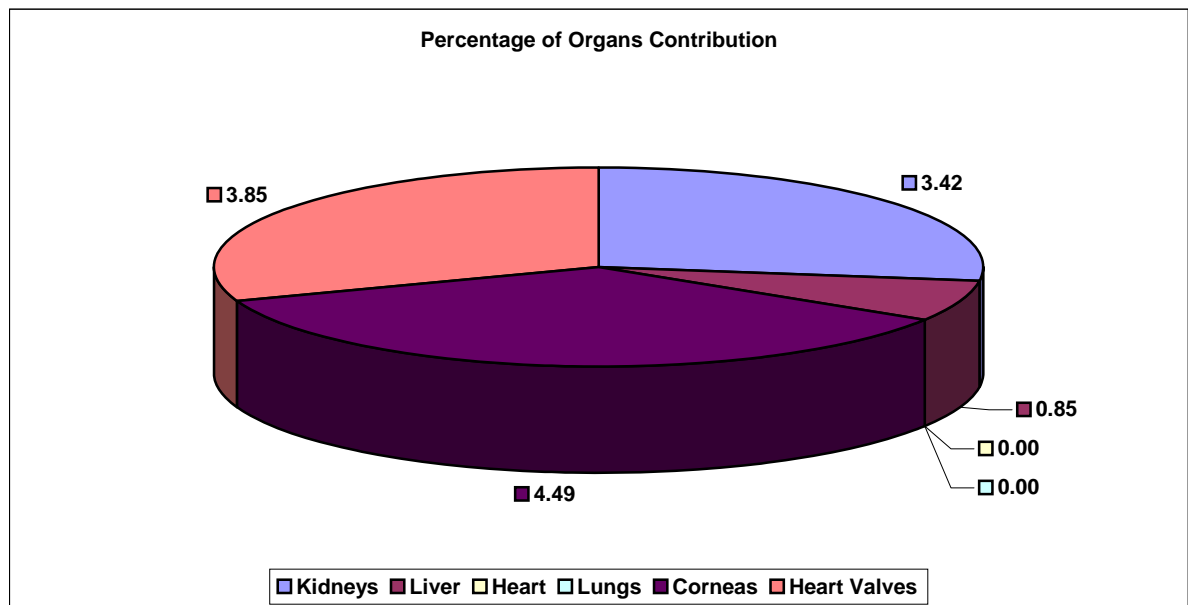
Fig. 31A

Organs Generated		In house	Shared with Others	Received from Others
Donor	4			
Kidneys	8	4	4	3
Liver	2	0	2	0
Heart	0	0	0	0
Lungs	0	0	0	0
Corneas	8	0	8	0
Heart Valves	4	0	4	0

Fig. 31B

Percentage of Organs Contributed

Kidneys	3.42
Liver	0.85
Heart	0.00
Lungs	0.00
Corneas	4.49
Heart Valves	3.85



Other State

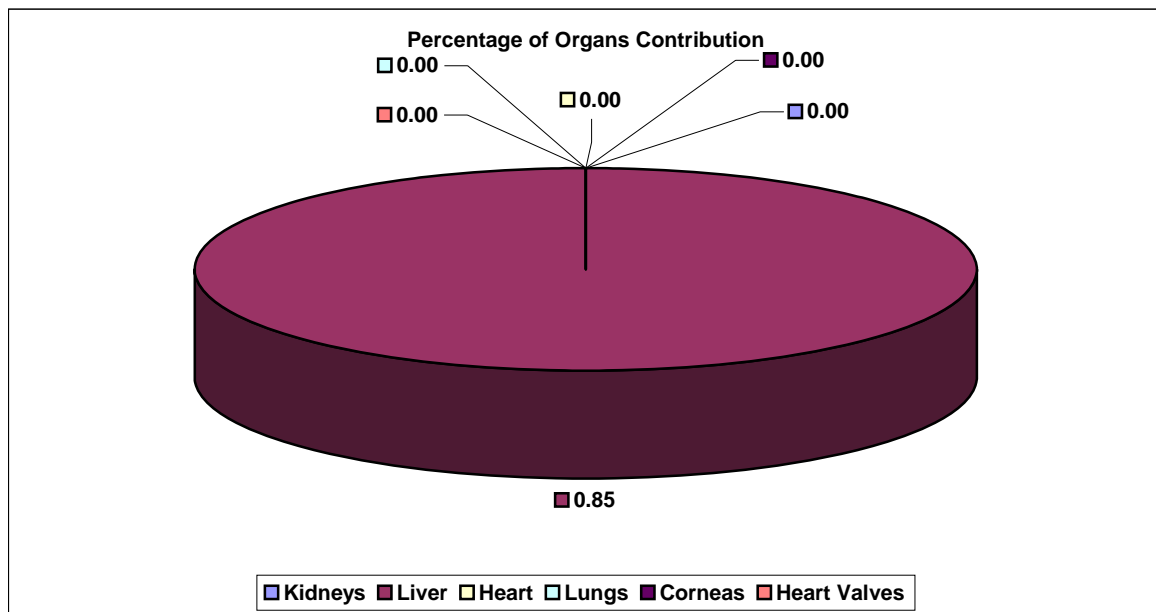
Fig. 32A

Organs Generated	
Donor	1
Kidneys	0
Liver	1
Heart	0
Lungs	0
Corneas	0
Heart Valves	0

Fig. 32B

Percentage of Organs Contributed

Kidneys	0.00
Liver	0.85
Heart	0.00
Lungs	0.00
Corneas	0.00
Heart Valves	0.00



Hospitals that Received Organs from the Common pool

Organ – Kidney

Fig. 33A

North Zone

Hospital	Received from Others
Global Hospitals & Health City	3
Apollo Hospital	3
Kamakshi Memorial Hospital	2
MIOT Hospital	7
Rajiv Gandhi Government General Hospital	13
Sri Ramachandra Medical College	2
Stanley Medical College	4
Chennai Kaliappa Hospital	10
Fortis Malar Hospital	35
Kumaran Hospital	1
Madras Medical Mission	2
Vijaya Hospital	1

Kidneys generated in Northern region	162
Percentage went to Common Pool	51.23%

Fig. 33B

West Zone

Hospital	Received from Others
Coimbatore Kidney Centre	1
Kovai Medical Centre	4
PSG Hospital	1
SPT Hospital	1
SreeAbirami Hospital	2

Kidneys generated in Western region	42
Percentage went to Common Pool	23.80%

Fig. 33C

South Zone

Hospital	Received from Others
Dr.Jeyasekaran Medical Trust	1
Galaxy Hospital	2
Kauvery Medical Centre, Trichy	4
Kidney Care Centre	2
Meenakshi Mission	3

Kidneys generated in Southern region	30
Percentage went to Common Pool	40.00%

Organ – Liver

Fig. 34A

Includes 3 split Liver

Hospital	Received from Others
Apollo Hospital	19
Christian Medical College	2
Global Hospitals & Health City	23
MIOT Hospital	10
Stanley Medical College	3

Liver generated in Northern region	88
Percentage went to Common Pool	30.68%

Liver generated in Western region	19
Percentage went to Common Pool	100%

Liver generated in Southern region	10
Percentage went to Common Pool	100%

Organ – Lungs

Fig. 35A

Includes 4 Double Lungs

Hospital	Received from Others
Global Hospitals & Health City	6
Frontier Life Line	5

Organ – Heart

Fig. 36A

Hospital	Received from Others
Frontier Life Line	4
Fortis Malar Hospital	7
Madras Medical Mission	1

Tissue – Cornea

Fig. 37A

Hospital	Received from Others
Agarwal Eye Hospital	2
Aravind Eye Bank	40
Govt Eye Bank	28
ShankaraNethralaya	88
St.Joseph Eye Hospital	12
Vasan Eye Care	2
CMC Eye Bank	4
SRMC Eye Bank	4

Tissue – Heart Valves

Fig. 38A

Hospital	Received from Others
Frontier Life Line	24
Madras Medical Mission	76
SRMC	2

Statistics of Transplantation

Statistical data with regard to organ transplantation in Tamil Nadu was tabulated in various categories – gender, blood group, age, and zone. In addition, an organ-wise analysis (kidney, liver, heart, lung) was done based on the same categories.

Fig. 39A

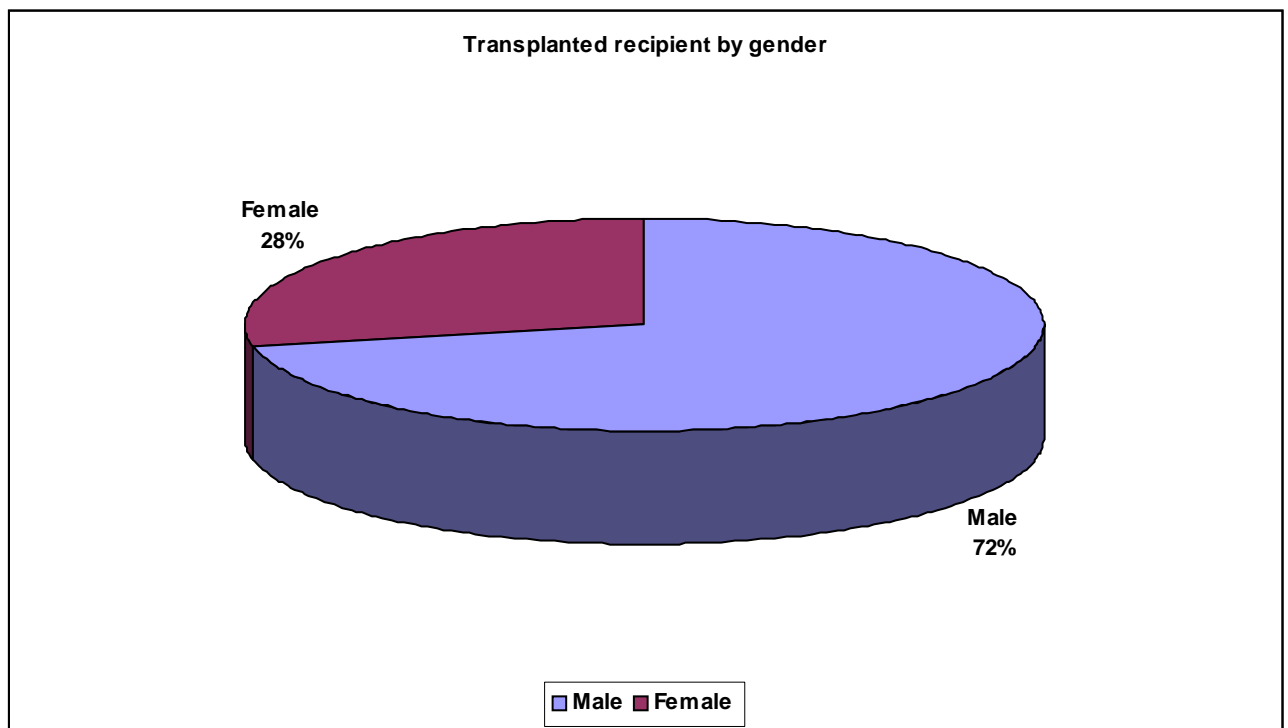


Fig. 40A

Total Number of Transplanted Recipients By Blood Group	
O	174
A	69
B	95
AB	28

Fig. 40B

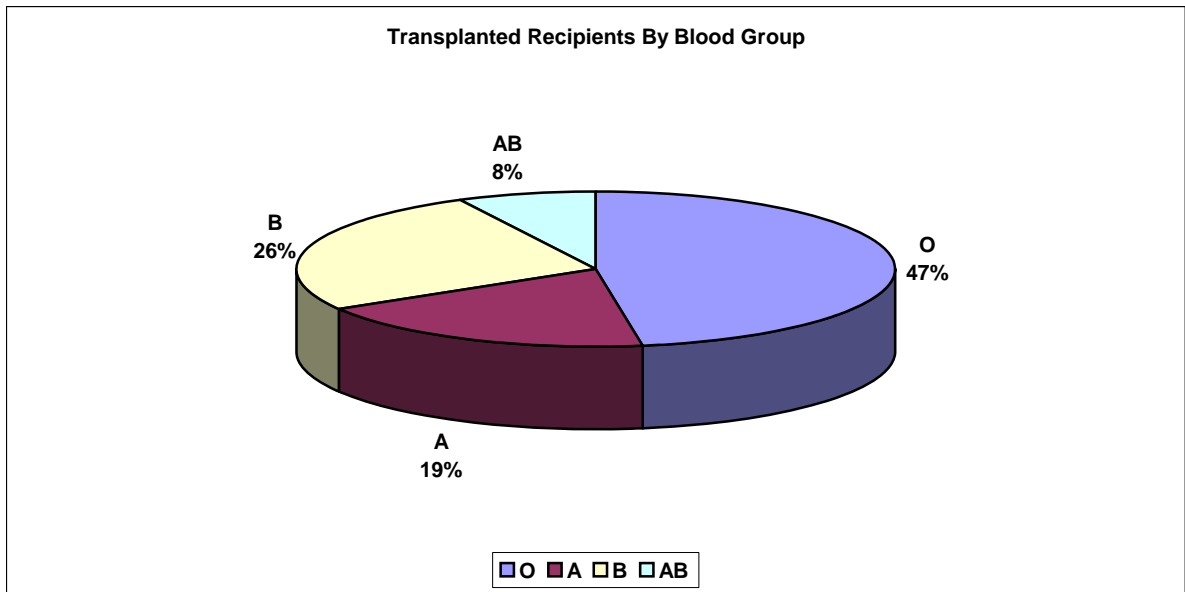


Fig. 40C

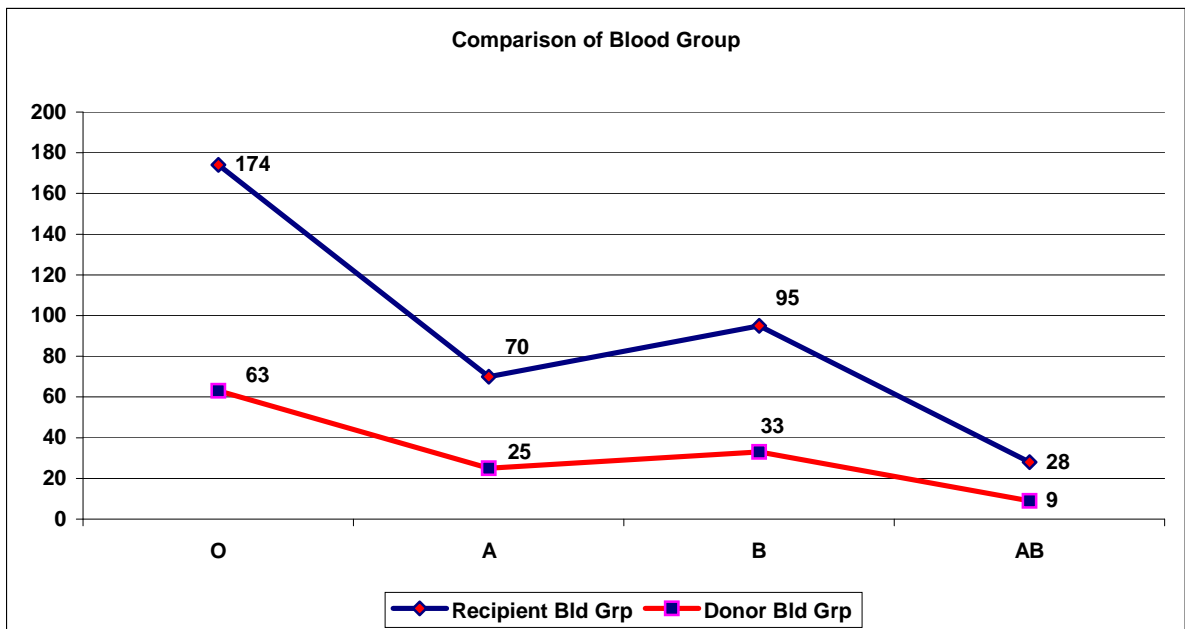


Fig. 42A

ed Recipients By Age	
Below -10	5
10 – 20	22
21 – 30	55
31 – 40	64
41 – 50	79
51 – 60	101
Above – 60	40

Fig. 42B

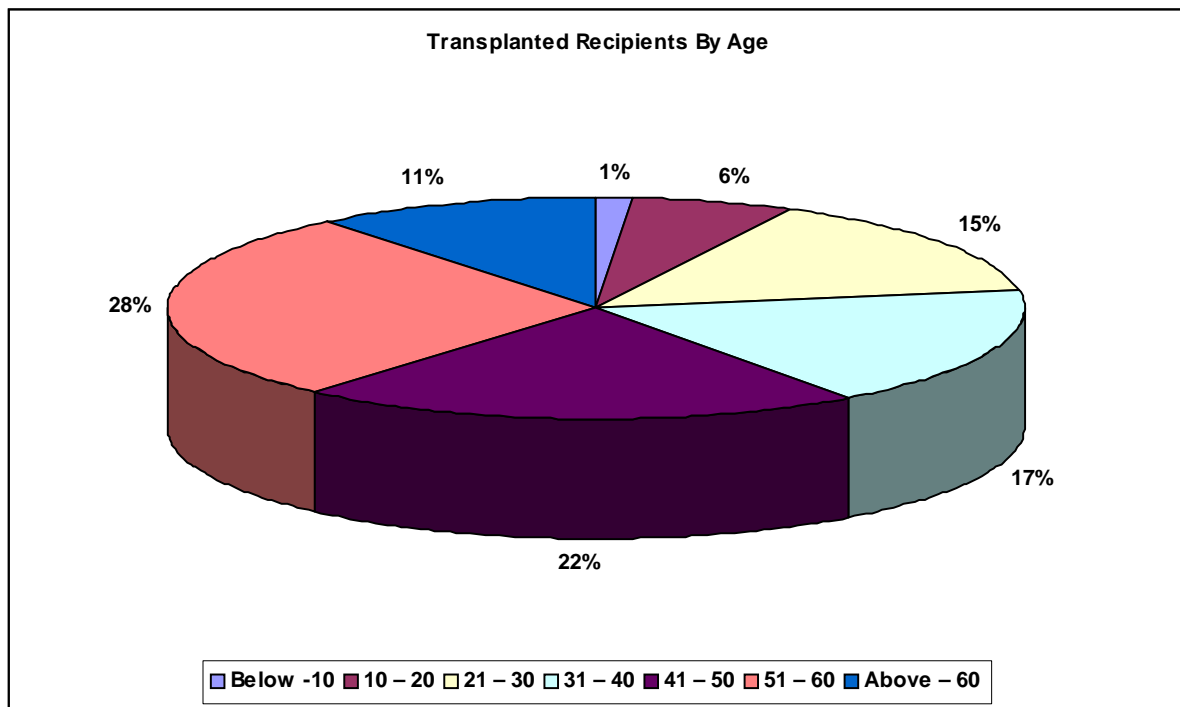


Fig. 43A

ed Recipients by Zone	
North Zone	295
South Zone	30
West Zone	41
Out of State	1

Fig. 43B

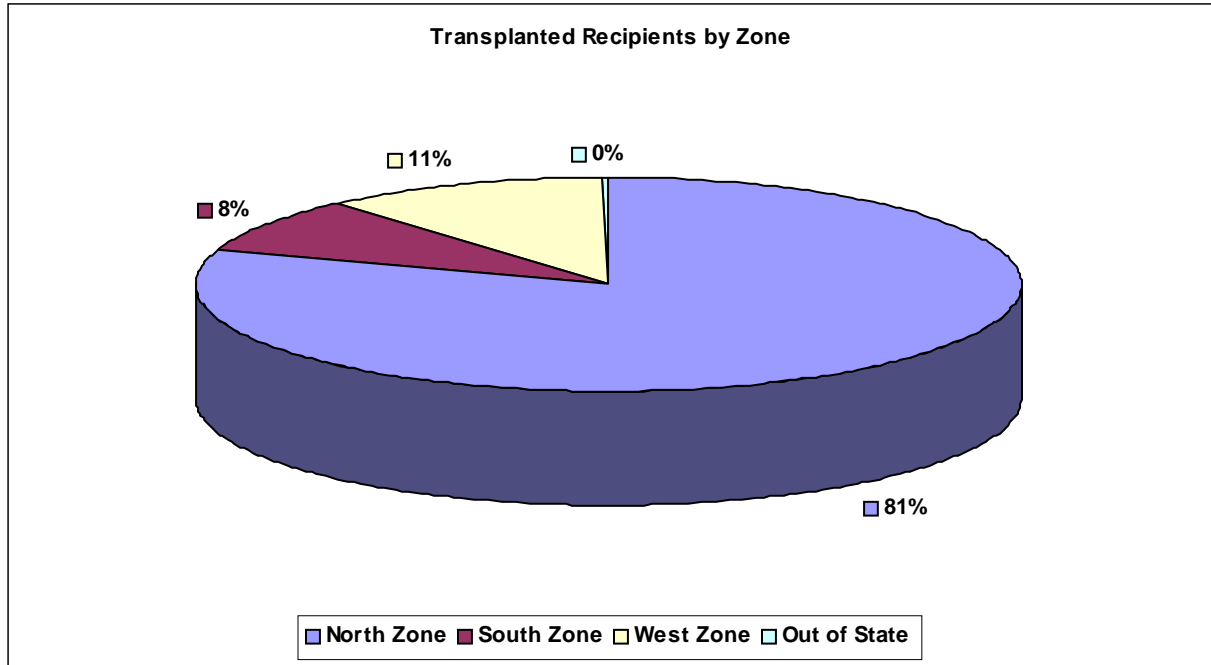


Fig. 43C

The Waitlist in 2013	
North Zone	1622
South Zone	288
West Zone	274

Fig. 43D

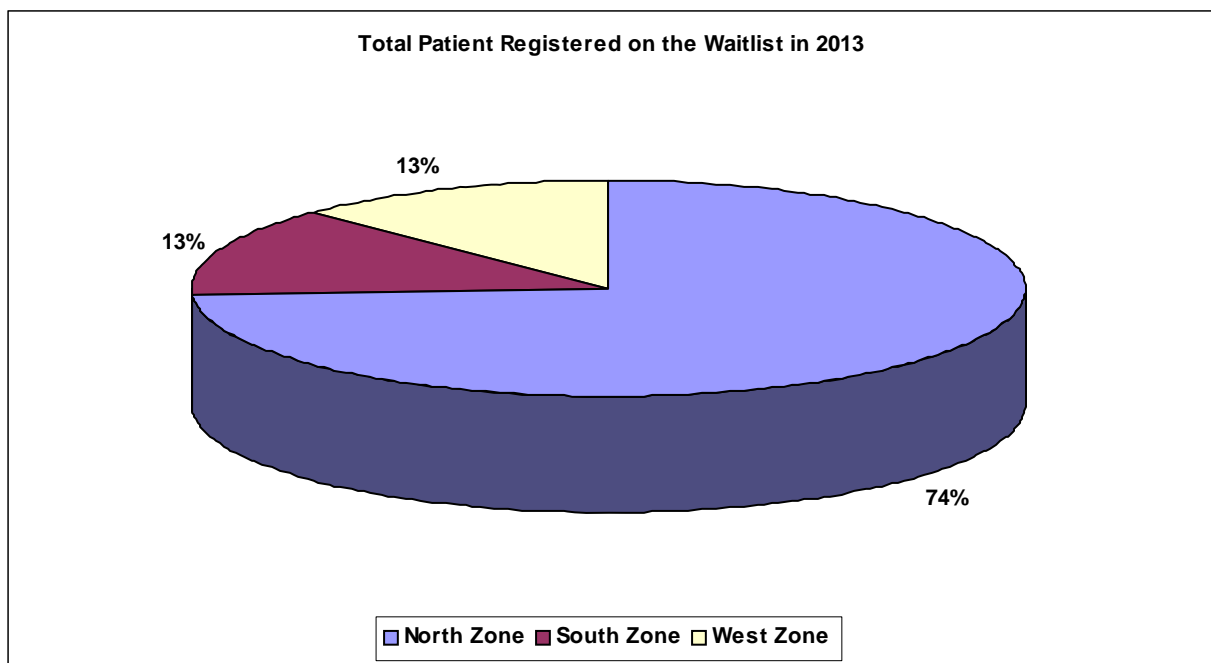
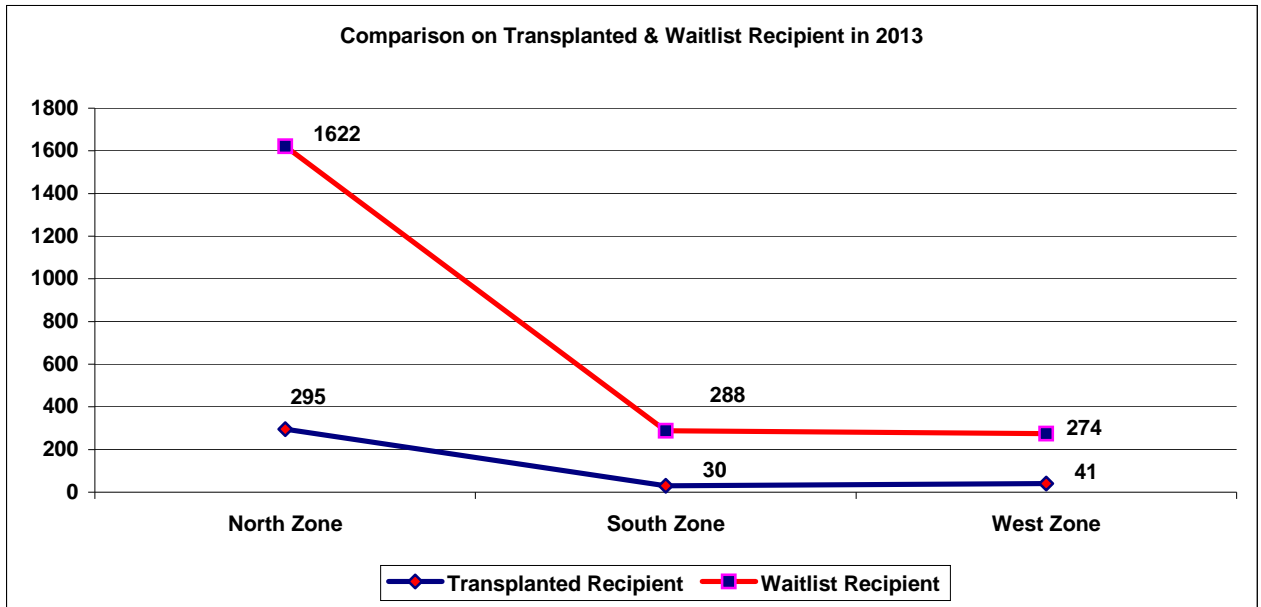


Fig. 43E



Organ – Kidney

Fig. 44A

Total Number of Kidney Transplant Done: 230	
4 Enbloc Kidney Transplant Not Included	
Transplanted Kidney Recipient By Gender	
Male	147
Female	83

Fig. 44B

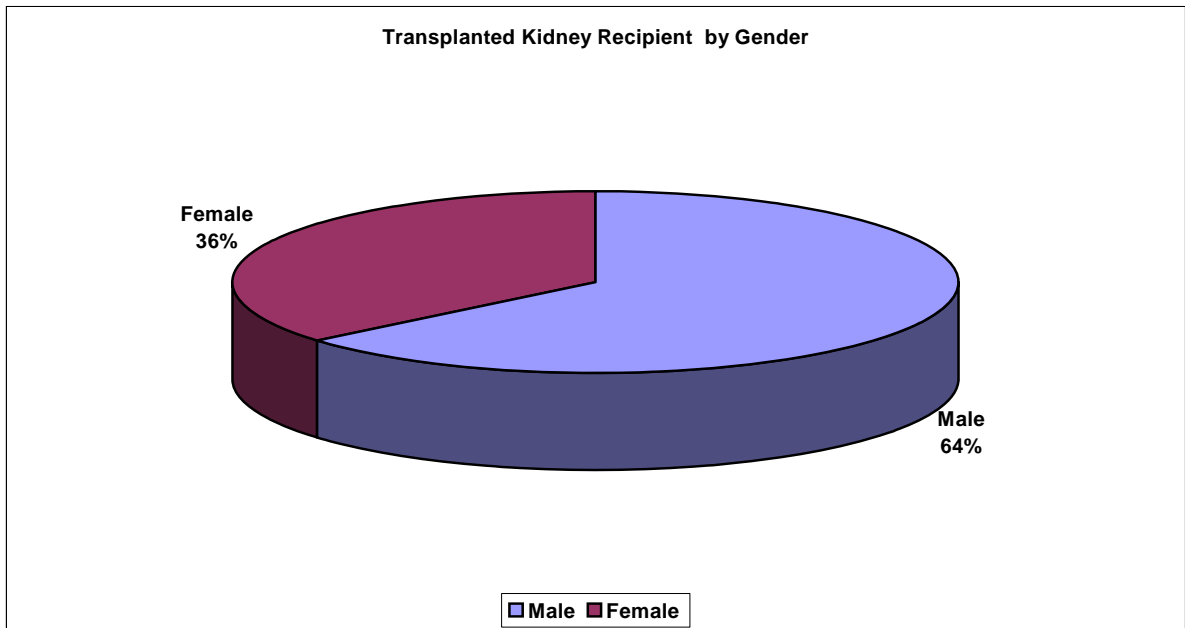


Fig. 44C

Transplanted Kidney Recipient By Blood Group	
O	105
A	46
B	61
AB	18

Fig. 44D

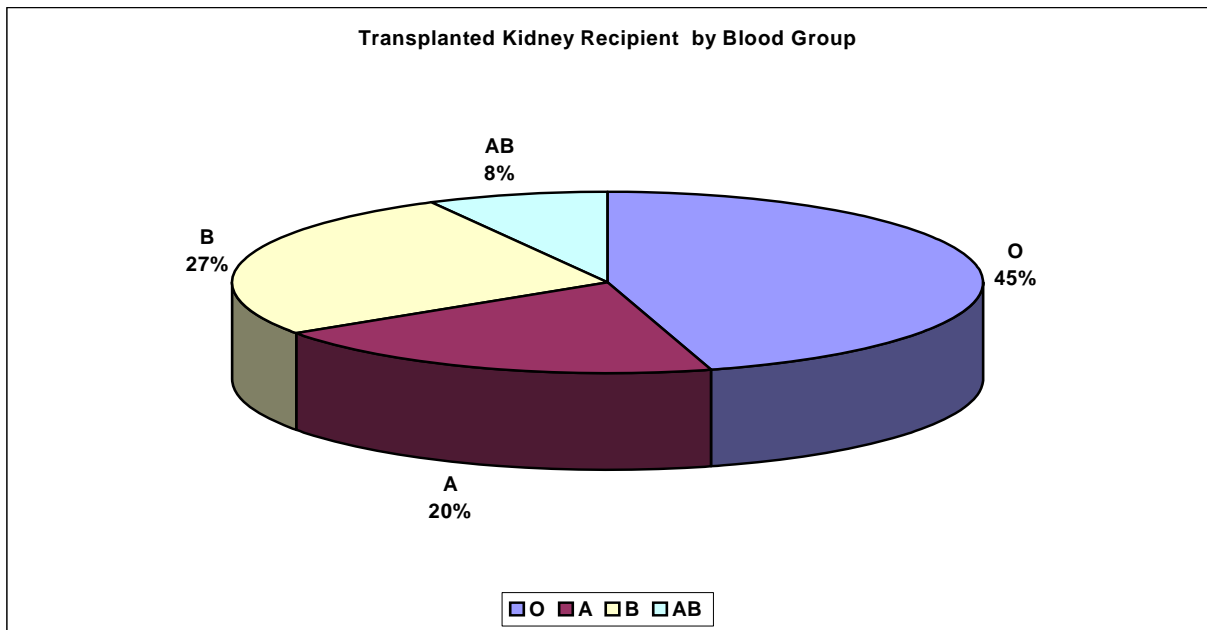


Fig. 44E

Transplanted Kidney Recipient By Age	
Below -10	0
10 – 20	15
21 – 30	48
31 – 40	52
41 – 50	50
51 – 60	45
Above – 60	20

Fig. 44F

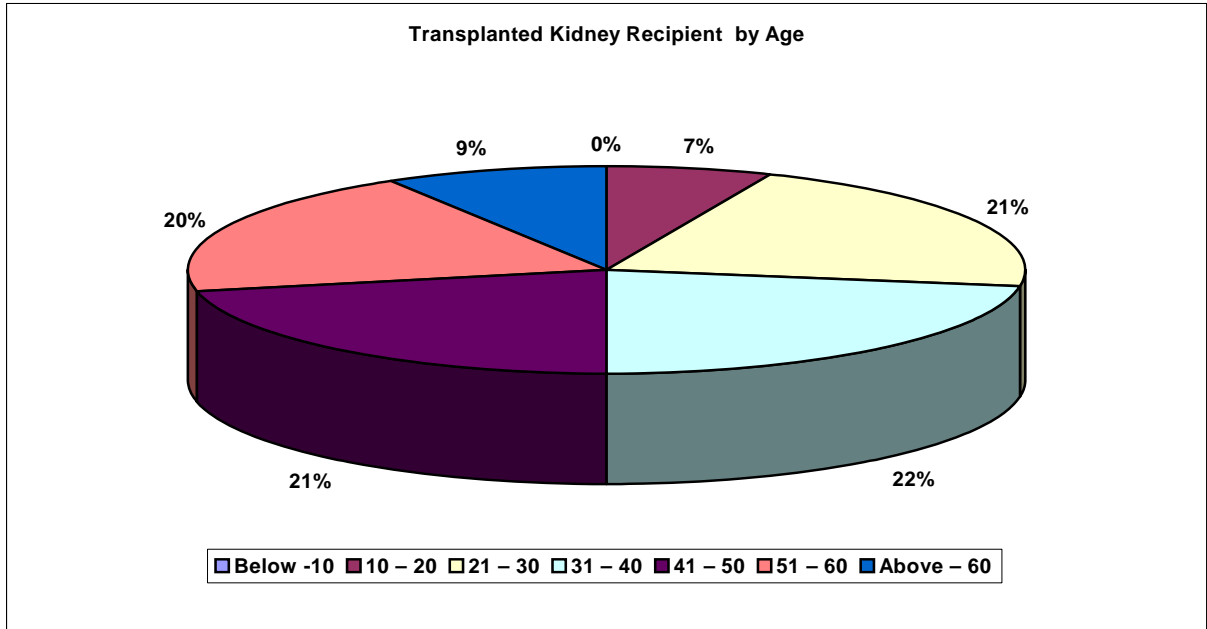
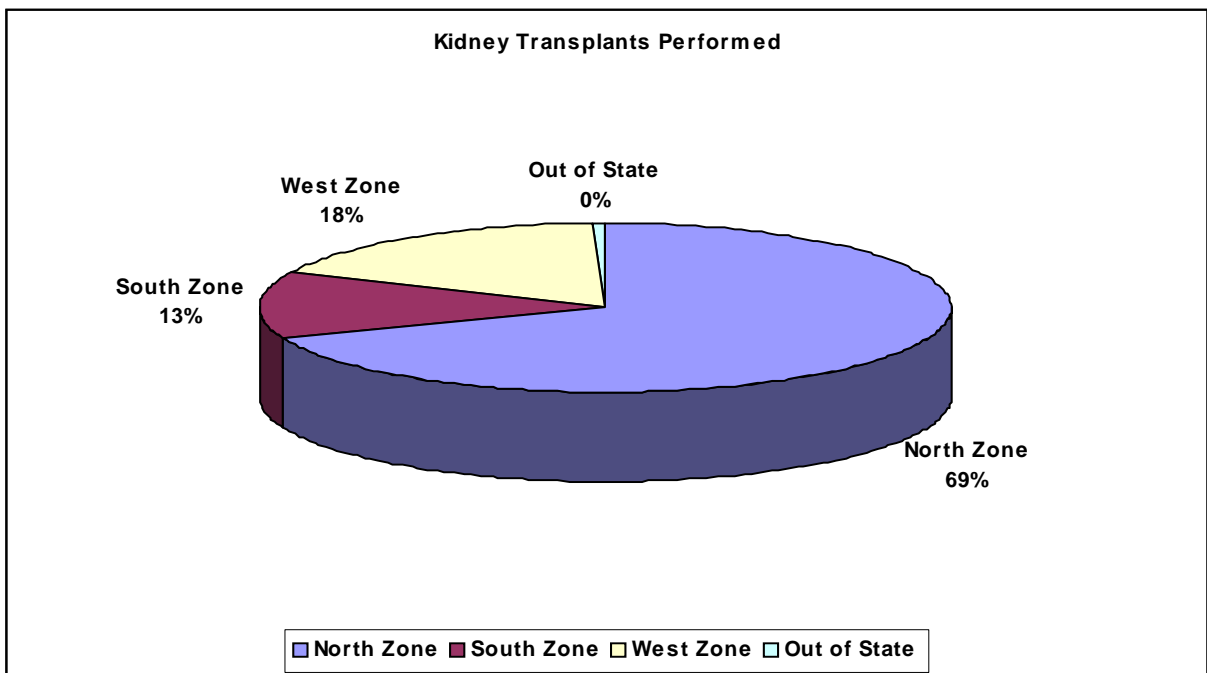


Fig. 44G

Total Number of Kidney Transplants Performed	
North Zone	162
South Zone	30
West Zone	41
Out of State	1

Fig. 44H



Organ – Liver

Fig. 45A

Total Number of Liver Transplants Performed: 118	
5 Split Liver Transplants Included	
Transplanted Liver Recipient By Gender	
Male	98
Female	20

Fig. 45B

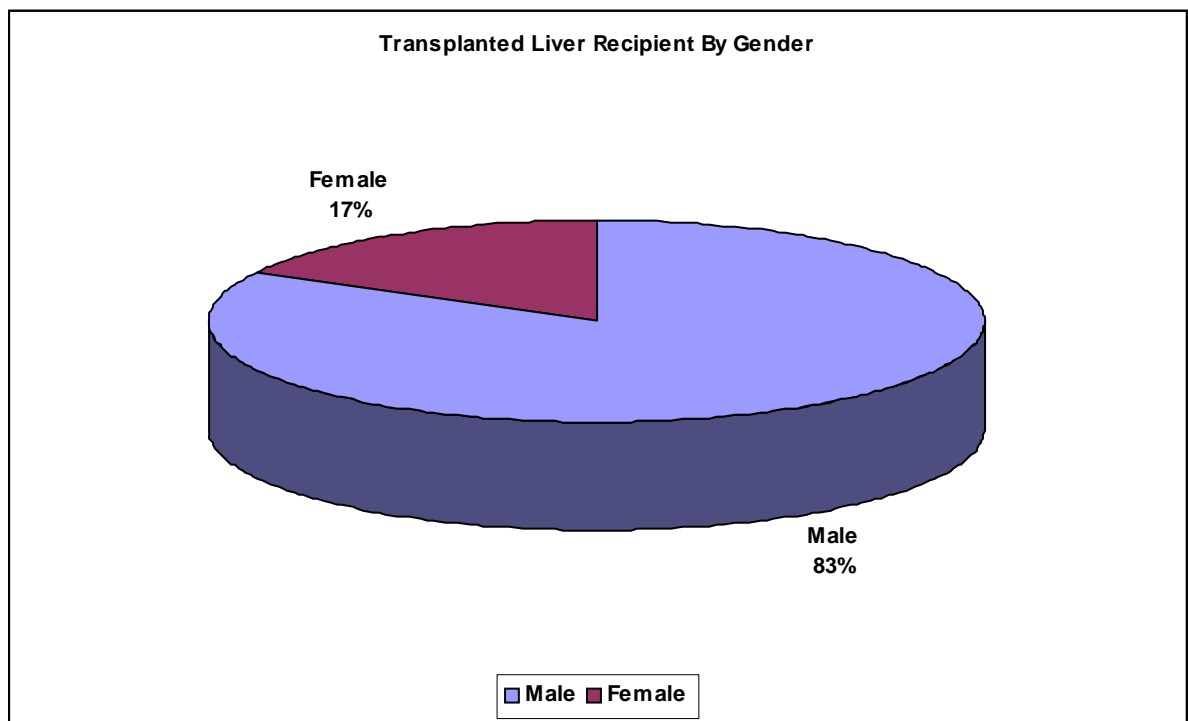


Fig. 45C

Transplanted Liver Recipient By Blood Group	
O	58
A	21
B	30
AB	9

Fig. 45D

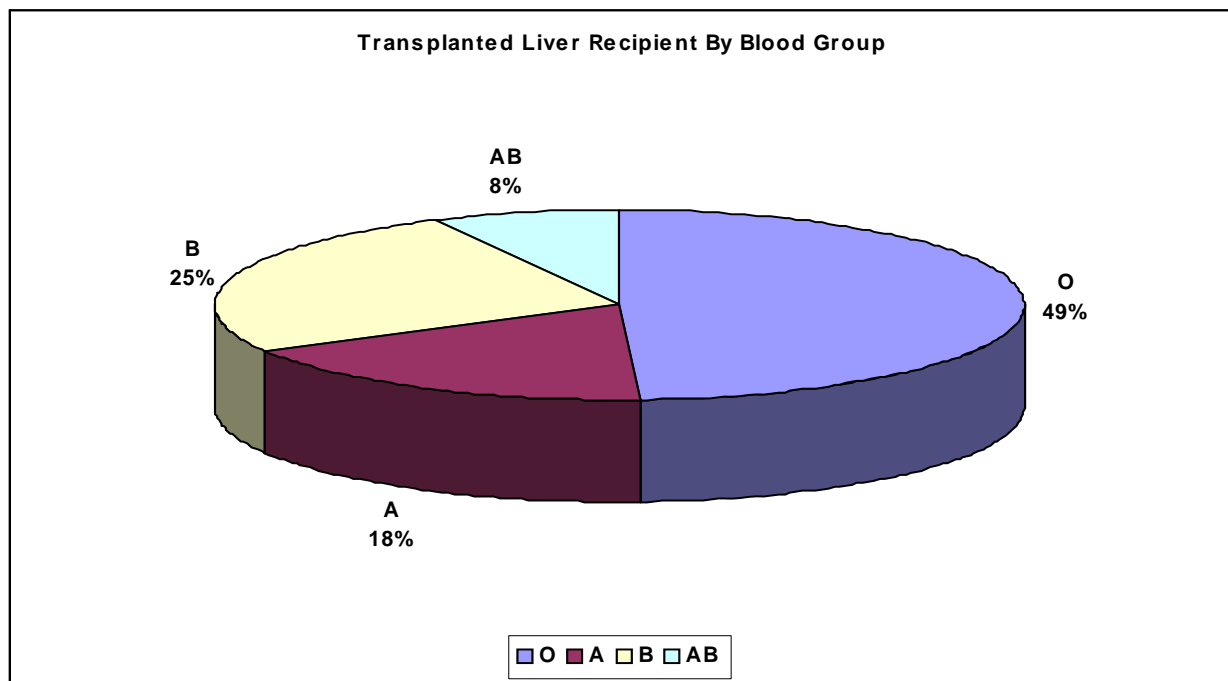


Fig. 45E

Transplanted Liver Recipient By Age	
Below -10	4
10 – 20	4
21 – 30	4
31 – 40	10
41 – 50	28
51 – 60	48
Above – 60	20

Fig. 45F

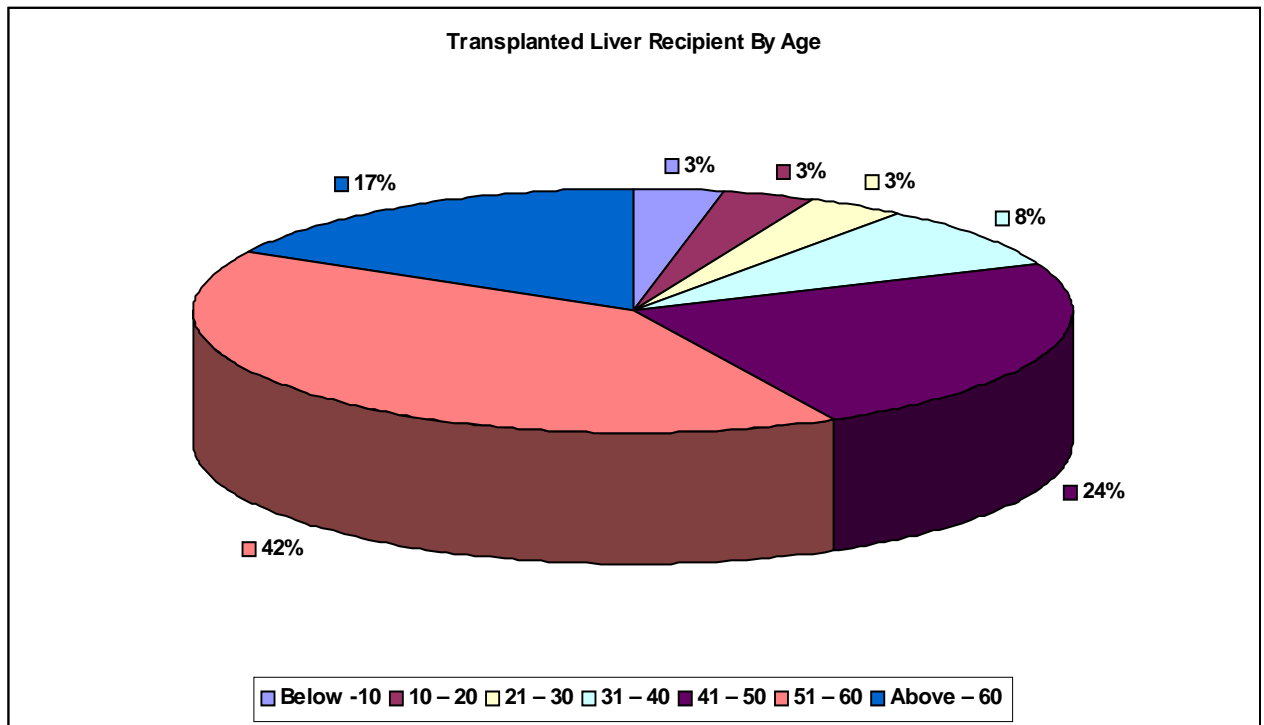
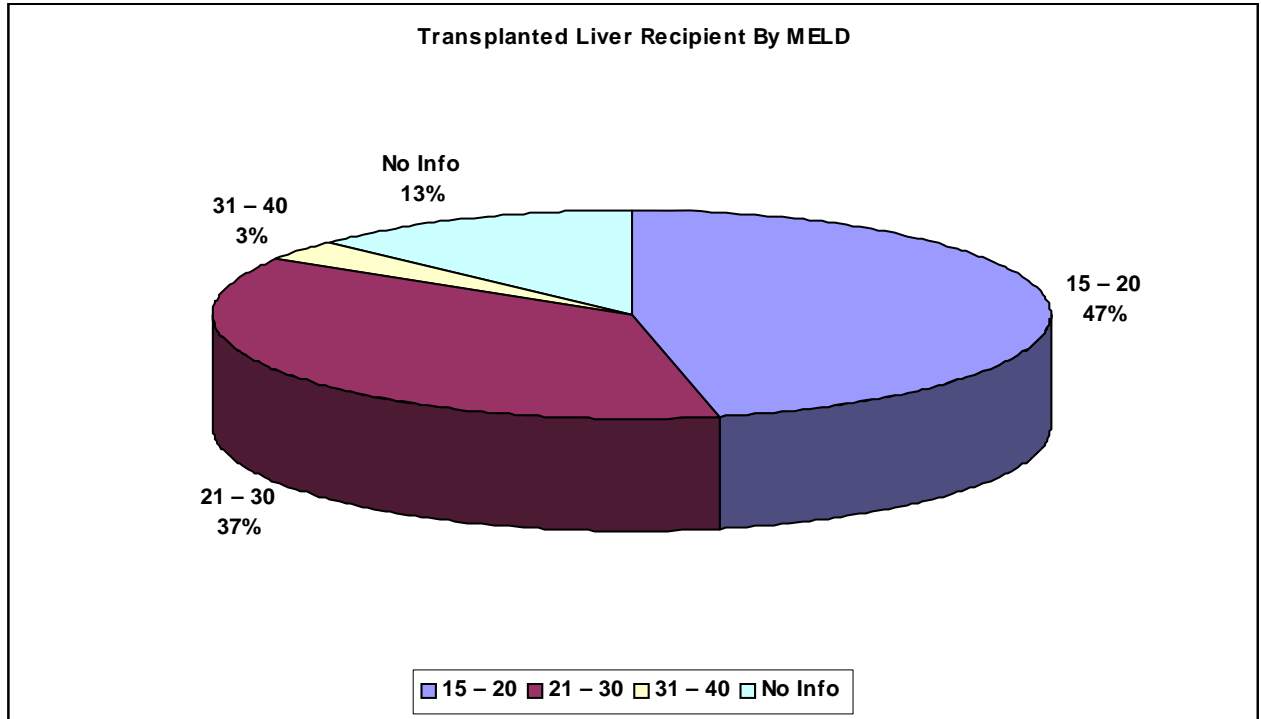


Fig. 45I

Transplanted Liver Recipient By MELD	
15 – 20	55
21 – 30	44
31 – 40	4
No Info	15

Fig. 45J



Organ – Heart

Fig. 46A

Total Number of Heart Transplants Performed: 16	
Transplanted Heart Recipient By Gender	
Male	14
Female	2

Fig. 46B

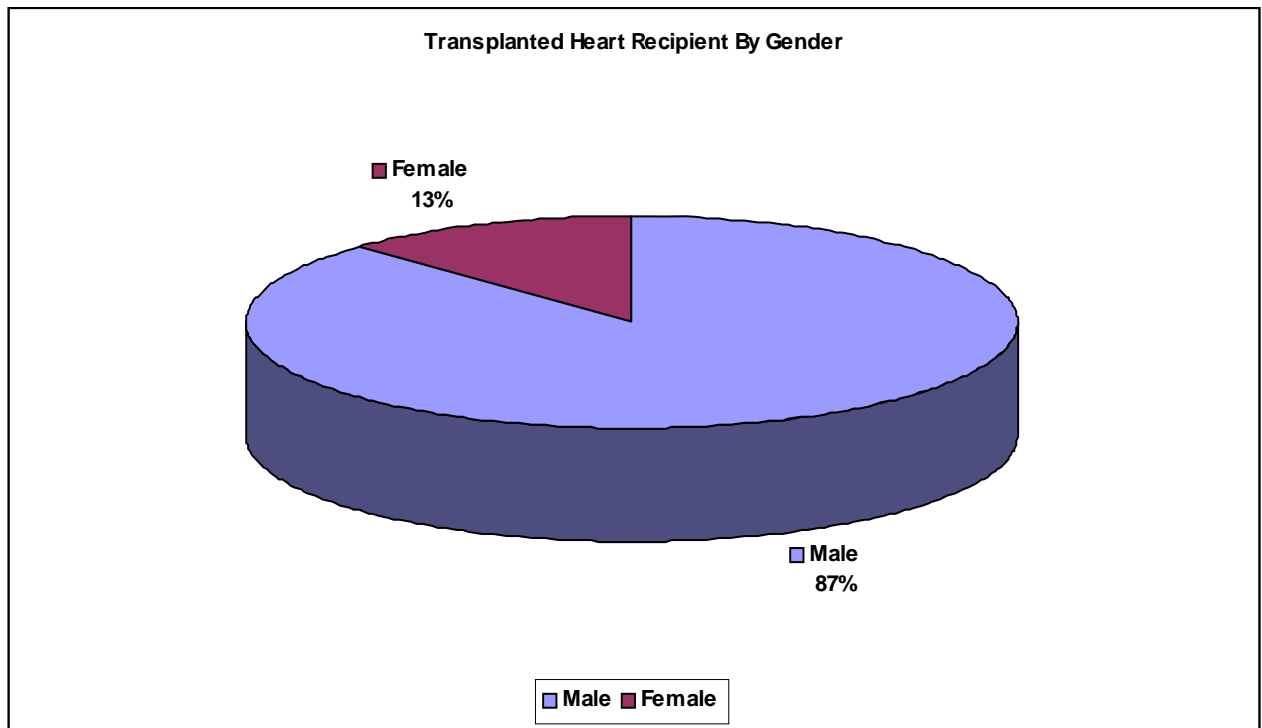


Fig. 46C

Transplanted Heart Recipient By Blood Group	
O	8
A	2
B	5
AB	1

Fig. 46D

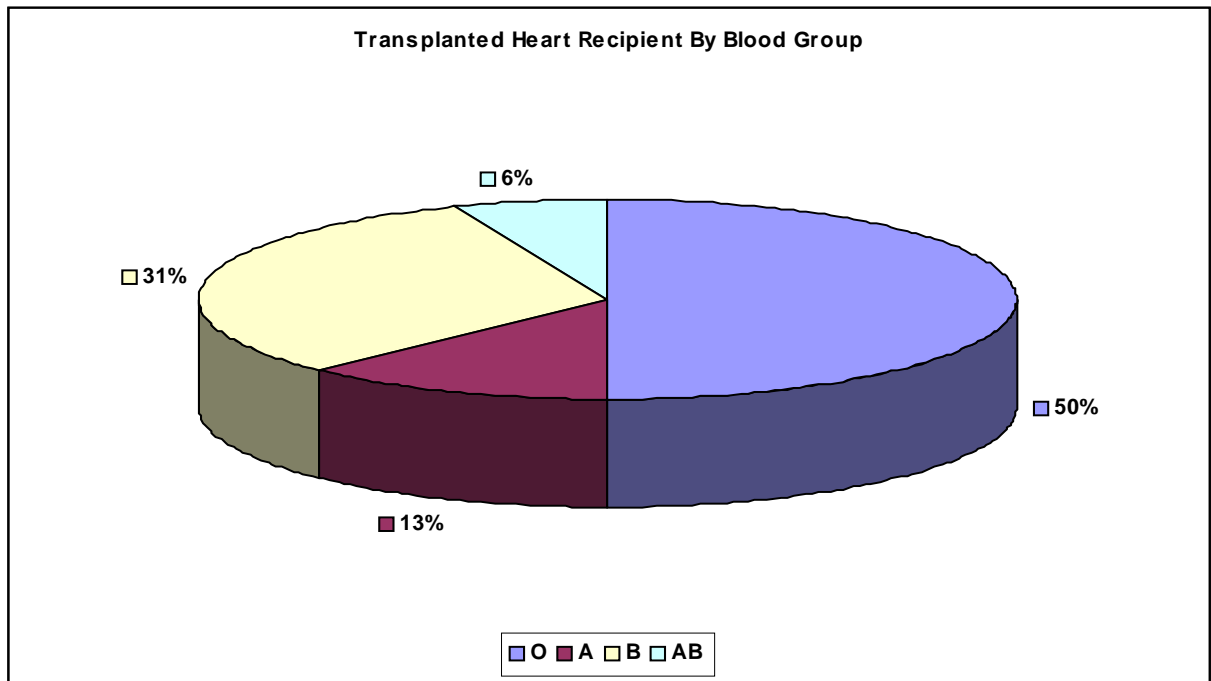
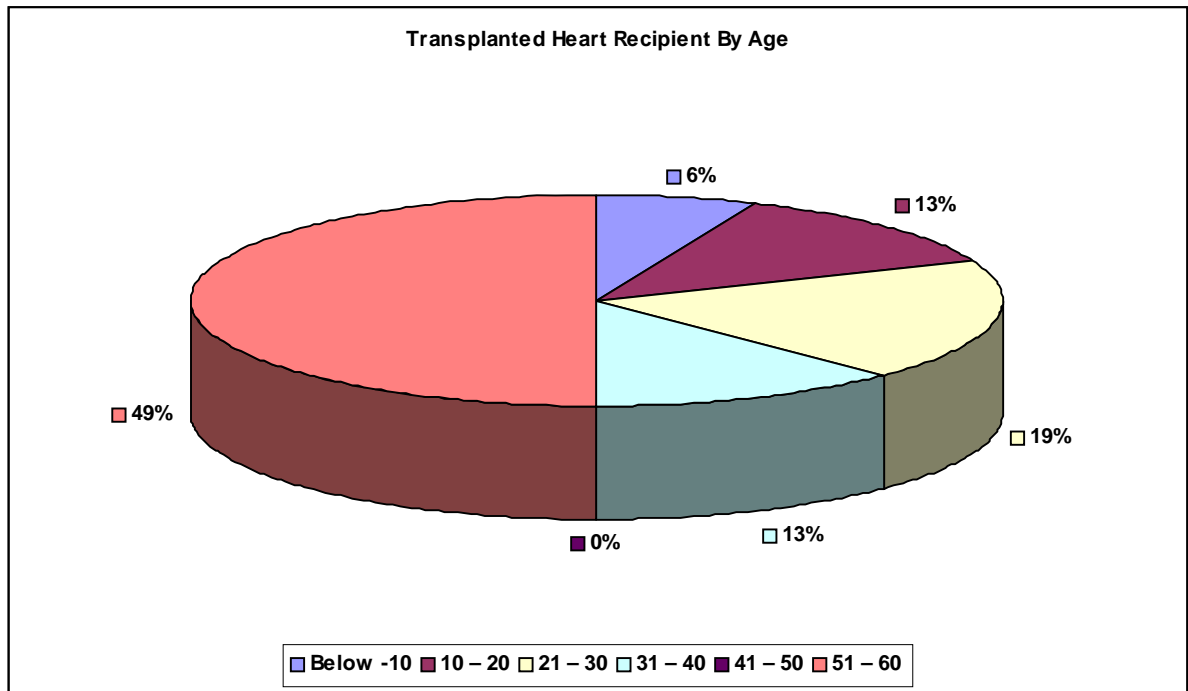


Fig. 46E

Transplanted Heart Recipient By Age	
Below -10	1
10 – 20	2
21 – 30	3
31 – 40	2
41 – 50	0
51 – 60	8

Fig. 46F



Organ – Lungs

Fig. 47A

Total Number of Lungs Transplants allocated: 20	
8 Double Lung Transplants Included	
Transplanted Lungs Recipient By Gender	
Male	12
Female	0

Fig. 47B

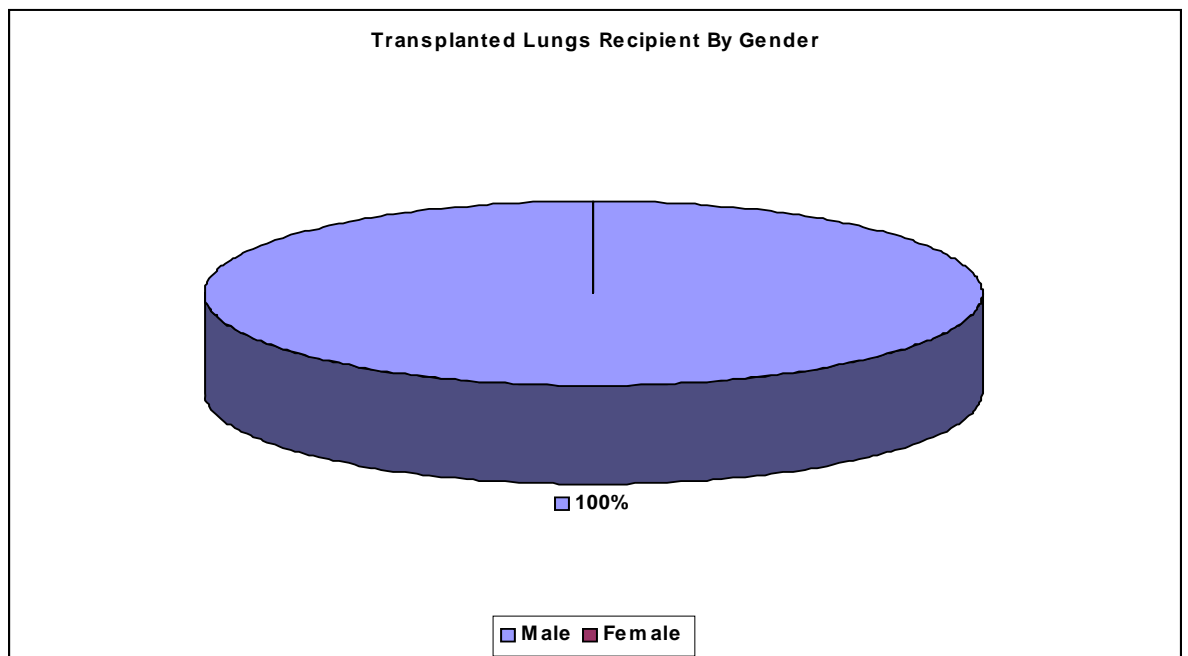


Fig. 47C

Transplanted Lungs Recipient By Blood Group	
O	7
A	2
B	3
AB	0

Fig. 47D

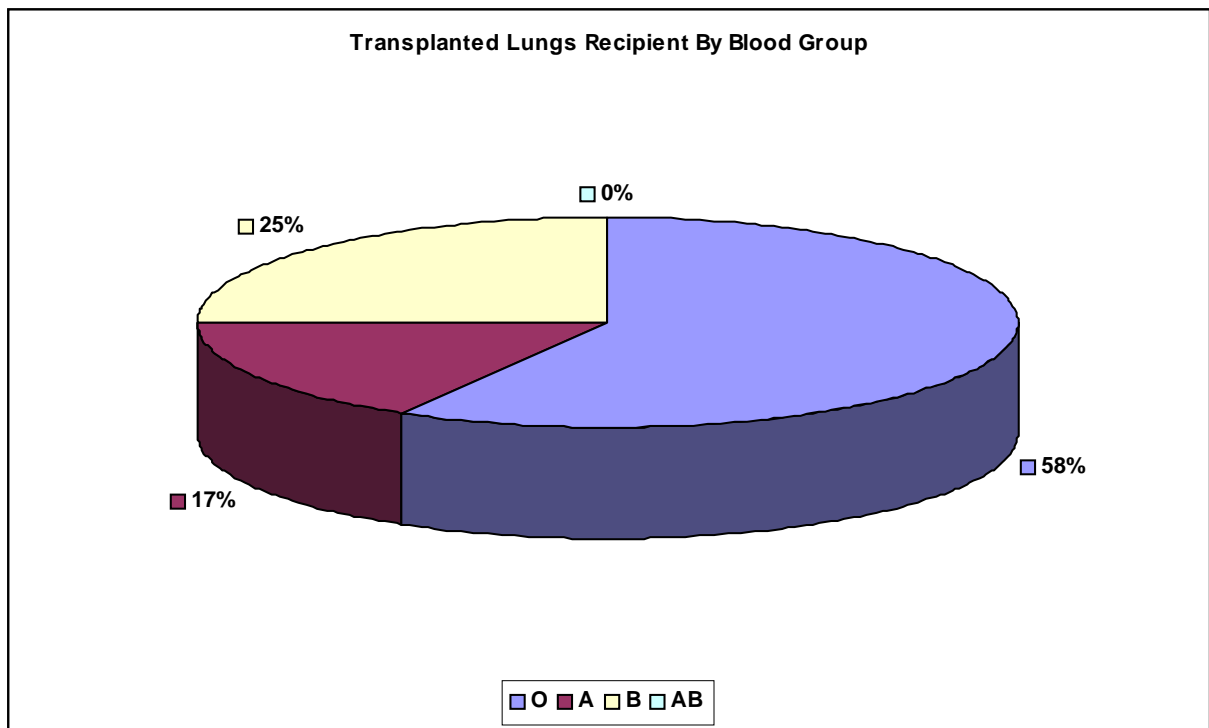


Fig. 47E

Transplanted Lungs Recipient By Age	
Below -10	0
10 – 20	1
21 – 30	1
31 – 40	0
41 - 50	4
51 - 60	5
Above - 60	1

Fig. 47F

