



TRANSPLANT AUTHORITY OF TAMIL NADU
CADAVER TRANSPLANT PROGRAMME, TAMIL NADU



ANNUAL REPORT
APR 2014 - MAR 2015

Published By

Transplant Authority of Tamil Nadu [TRANSTAN]
Chennai.

Prepared By

Staff of Transplant Authority of Tamil Nadu [TRANSTAN] with support from MOHAN Foundation and NNOS Foundation.

Suggested citation of this report is as follows:

Transplant Authority of Tamil Nadu [TRANSTAN]
Annual Report of Cadaver Transplant Program of Tamil Nadu for the year Apr 2014 – Mar 2015.

Disclaimer

The analysis for the Annual Report is based on first information provided by respective hospitals to the TRANSTAN Office at the time of organ allocation. The TRANSTAN does not take any responsibility for minor discrepancies that may be present in the interpretation of the data due to any wrong submission by the concerned hospitals.

ACKNOWLEDGEMENTS

The Transplant Authority of Tamil Nadu is grateful for all support received from:

Hon'ble Chief Minister, Government of Tamil Nadu

Hon'ble Minister for Health, Government of Tamil Nadu

Principal Secretary to Government, Finance

Secretary to Government, Health and Family Welfare

Expert Advisor, Transplant Admin & Policy and Principal Secretary, Personnel and Administrative Reforms

Special Secretary to Government, Health and Family Welfare

Director of Medical and Rural Health Services, Government of Tamil Nadu

Director of Medical Education, Government of Tamil Nadu

Managing Director, Tamil Nadu Medical Services Corporation, Government of Tamil Nadu

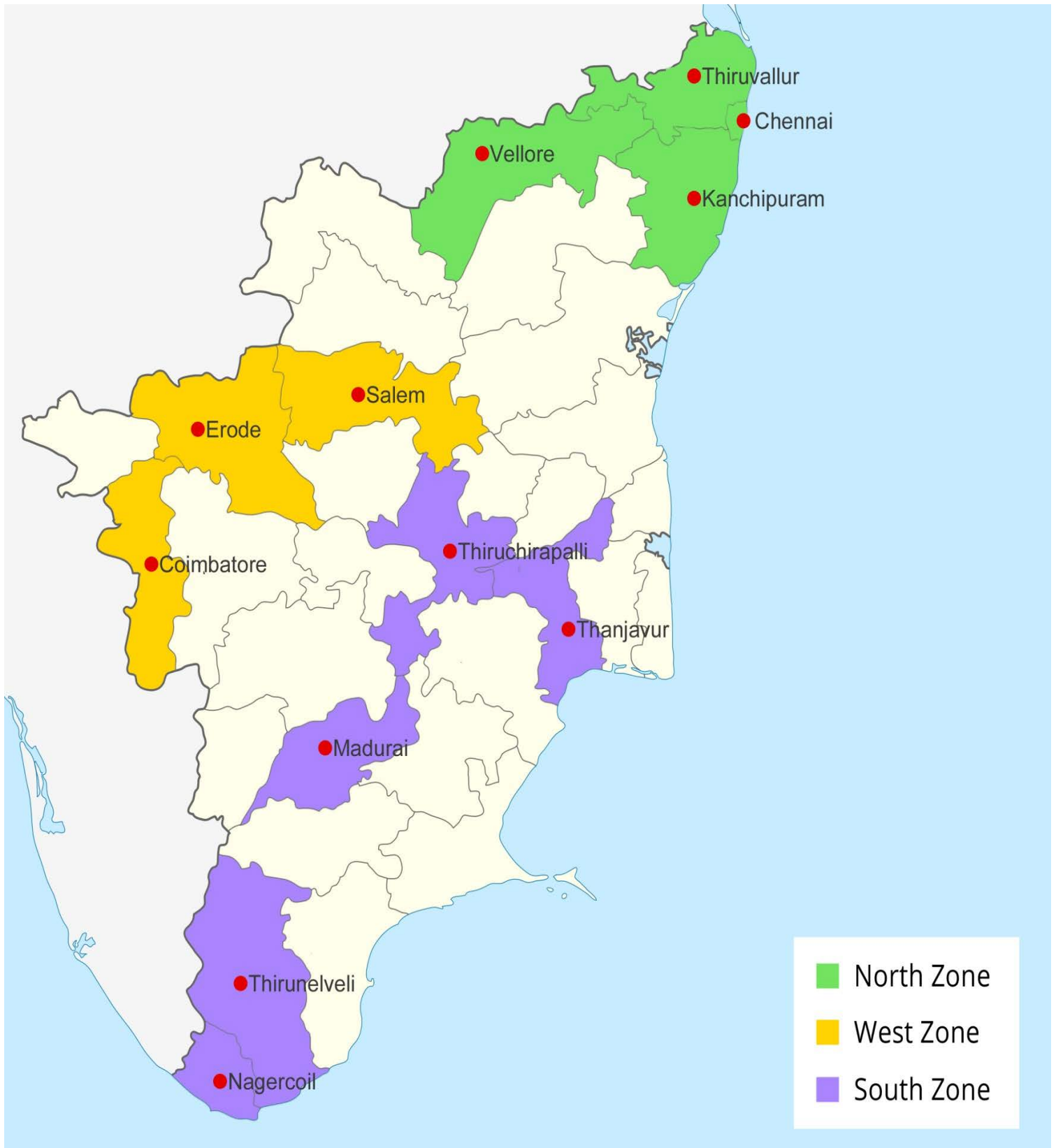
MOHAN Foundation, Chennai

NNOS Foundation, Chennai

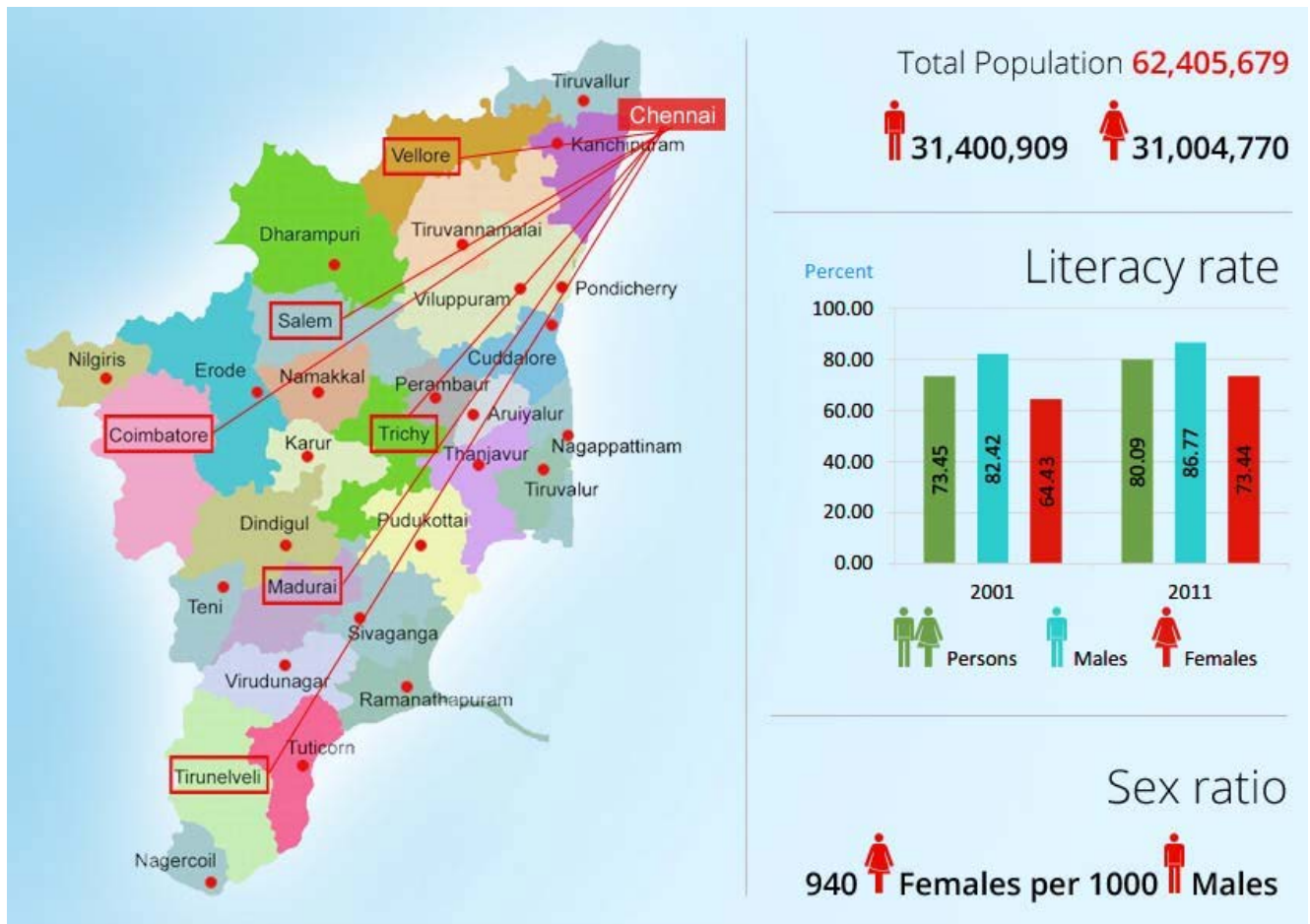
INDEX

Contents	Page
Map -Tamil Nadu Cadaver Transplant Programme in Zones	1
List of Approved Hospitals	3
Deceased Organ Donation and Transplantation in Tamil Nadu	11
Donor Data	13
Zonal Data	19
Hospital wise Data	22
Hospital wise Donation Charts	28
Tissue Recipient Hospitals	40
Organ Recipient Data	42

Tamil Nadu Cadaver Transplant Programme – Zones



Tamil Nadu Demographic Details



(* Source – Tamil Nadu Population Census data 2011, <http://www.census2011.co.in/census/state/tamil+nadu.html>)

“The Tamil Nadu programme works because it has strong government support, it serves the poor through public hospitals, and possibly because of the commitment and abilities of the individuals involved. It is an example for other states to follow.”

- *Has Tamil Nadu turned the tide on the transplant trade?*, British Medical Journal, 12 April 2013.

List of Approved Hospitals for Kidney Transplantation

Sl.No	Name and Address	Valid Up to
1	Apollo Hospitals Enterprises Ltd., No.21, Greams Lane, Off. Greams Road, Chennai.	31.08.2016
2	Miot Hospitals, 4/112, Mount Poonamallee Road, Manapakkam, Chennai-89.	04.06.2016
3	The Guest Hospital, 782, Poonamallee High Road, Kilpauk, Chennai-10.	28.02.2017
4	Vijaya Hospital, 180, NSK Road, Chennai-26.	31.08.2016
5	Dr.Metha's Hospitals Pvt Ltd.,21, M.C.Nichols Road, Chetput, Chennai-31.	23.12.2016
6	Government Kilpauk Medical College Hospital, Poonamallee High Road, Chennai-10.	23.11.2015
7	Rajiv Gandhi Government General Hospital, Chennai 600 003	31.08.2016
8	M/S.Kumaran Hospital, 869, EVR Periyar Road, Chennai-10.	28.02.2017
9	Government Stanley Hospital, Chennai-600 001.	31.08.2016
10	Fortis Malar Hospitals, No.52, 1 st Main Road, Gandhi Nagar, Adyar, Chennai-20.	31.08.2016
11	Trinity Nursing Home (P) Ltd.,33, Desika Road, Alwarpet, Chennai-40.	31.08.2016
12	Sri Ramachandra Medical College and Research Institute, Porur, Chennai-116.	17.07.2017
13	Government Royapettah Hospital, Chennai-14.	15.10.2015
14	Chettinad Hospital and Research Institute, I.T. High Way, Kelambakkam, Kancheepuram District PIN 603 103	19.09.2017
15	M.R. Hospital,20 Govindan Street, Ayyavoo Colony, Aminjikarai, Chennai 600 020	31.08.2016
16	Prasanth Multi Specialty Hospitals, No 77 Harrington Road, Chetpet, Chennai 600 031	Applied for renewal
17	Kamakshi Memorial Hospital Pvt. Ltd, No1 Radial Road, Pallikarani, Chennai 600 100	23.12.2018
18	Global Hospitals, Global Health City, 439 Cheran Nagar, Perumbakkam, Chennai 600 100	26.02.2019

19	BharathiRajaa Speciality Hospital and Research Centre, No.20 G.N.Chetty Road, T.Nagar, Chennai 600 017	19.09.2017
20	Apollo First Med Hospitals,154 PH Road, Chennai 10	Applied for renewal
21	Meenakshi Multi Speciality Hospital Ltd., Old No 148 New No. 72 Luz Church Road, Mylapore,Chennai 600 004	03.02.2016
22	Sree Balaji Medical College Hospital,7 Workers Road, Chrompet, Chennai 44	06.09.2016
23	Billroth Hospitals,43 Lakshmi Talkies Road, Shenoy Nagar, Chennai 30	10.11.2015
24	Madras Medical Mission,4-A Dr.J.Jayalalitha Nagar, Mogappair, Chennai 37	23.11.2015
26	Meenakshi Medical College Hospital and Research Institute , Enathur, Kancheepuram, PIN 631 552	24.11.2016
27	Meenakshi Mission Hospital & Research Centre, LakeArea, Melur Road, Madurai-625 107.	31.08.2016
28	Madurai Kidney Foundation, Anna Nagar, Madurai.	31.08.2016
29	Madurai Kidney Centre & Transplantation Research Institute,6/6, B2, Sivagangai Road, Madurai-20.	31.08.2016
30	M/S. Apollo Speciality Hospitals, Lakeview Road,K.K.Nagar,Madurai-625 020.	03.05.2019
31	M/S.Kovai Medical Centre and Hospitals Ltd., Coimbatore-641 014.	31.08.2016
32	Sri Ramakrishna Hospital,325, Sarojini Naidu Road, Sidhapurdur, Coimbatore-641 044	31.08.2016
33	Coimbatore Kidney Centre, Puliakulam Road, Near Lakshmi Mills, Coimbatore 641 045	31.08.2016
34	M/S PSG Hospitals, Avinashi Road, Peelamedu, Coimbatore 641 004.	16.07.2018
35	K.G. Hospitals & Post Graduate Medical Institute, Arts College Road, Coimbatore-641 018.	31.08.2016
36	M/S G. Kuppusamy Naidu Memorial Hospital, P.B. Box No. 6327,Pappanaickan Palayam, Coimbatore	11.05.2016
37	S.P. T.Hospitals,46 Vivekanda Road, Ram Nagar, Coimbatore 641 009	27.07.2017
38	Sri Abirami Hospitals and Pvt.Ltd.,33 Madukarai Road, Sundarapuram, Coimbatore	08.01.2019
39	M/S.Kidney Care Centre, Madurai Road,P Tirunelveli Junction, Tirunelveli.	06.07.2017

40	Galaxy Hospitals,110/E/20/1 North By Pass Road, Vannarpet, Tirunelveli 627 003	30.05.2020
41	Vinayaga Mission Hospital, Sankari Main Road (NH-47), Seeragapadi, Salem 636 308	07.09.2015
42	Assured Best Care Hospital (P) Ltd., No.1, Malligai Salai, Annamalai,Trichy-620 018.	17.11.2018
43	Kavery Medical Centre, No. 1 K.C. Road, Tennur, Trichirapalli 620 018	24.09.2018
44	Christian Medical College and Hospital, Vellore 632 004	11.06.2017
45	S.B. Hospital, Rajappa Nagar, Medical College Road, Thanjavur 613 007	26.06.2016
46	Government Rajaji Medical College Hospital Madurai	16.10.2017
47	M/s Life Med Hospital No 12 Conran Smith Road, Gopalapuram, Chennai-86	06.01.2018
48	Kalyani Kidney Care Centre, 104 Main Road, Opp Kongu Kalaiarangam Erode 638011 .	29.01.2018
49	Sundaram Medical Foundation Dr Rangarajan Memorial Hospital, Shanthi Colony, Anna Nagar, Chennai-40	31.10.2016
50	Billroth Hospitals , 52, IInd Main Road, RA Puram, Chennai 28	30.06.2017
51	Front Line Hospital Pvt Ltd, 37 & 39 Chinthamani Bazaar,Trichy-620 002	16.10.2017
52	Salem Gopi Hospital Pvt Ltd, No.23 B Ramakrishna Road,Salem-636 007.	06.05.2018
53	Kavery Hospital, 199/90 Luz Church Road, Mylapore, Chennai 600 004	03.07.2018
54	New Hope Indian Society Hospital 1051 Poonamallee High Road, Arumbakkam, Chennai 600 106	21.08.2018
55	Meenakshi Hospital, 244/2, Trichy Main Road, Near Bus Stand, Thanjavur 613 005	17.10.2018
56	Vee Care Hospital No.106, Jawaharlal Nehru Salai, Thirumangalam, Anna Nagar West, Chennai	11.11.2018
57	Dr. Jeyasekharan Hospital & Nursing Home, K.P.Road, Nagercoil 629 003	06.05.2018
58	Government Thanjavur Medical college hospital, Thanjavur.	05.05.2019
59	Cethar hospitals, Fort Station Road, Thillai Nagar, Trichy	30.06.2018

60	Shifa Hospitals,82, Kailasapuram Middle Street,Tirunelveli Junction	15.05.2019
61	KMCH Speciality Hospital 15, Palaniappa Street, Erode 638009	01.06.2019
62	Tirunelveli Medical college hospital, Thirunelveli	17.06.2019
63	SRM Medical College Hospital and Research centre, SM Nagar, Kattankulathur, Kancheepuram Dist 603203	06.05.2017
64	Sugam Hospitals,No.349 Thiruvotriyur High Road, Chennai 19	06.10.2019
65	Meenakshi Hospital 244/2, Trichy Main Road, Near New Bus Stand, Nilagiri South Park, Tanjore 613005	17/10/2018
66	Apollo Reach Hospitals Managiri, Karaikudi 630 307, Sivagangai Dist.	04.01.2020
67	Shastha Kidney and Multispeciality Hospital 23-24 Telecom Nagar, Valar Nagar, Madurai 625107	28.12.2019
68	SRM Institute for Medical Science No.1, Jawaharlal Nehre Salai, Vadapalani Chennai 600026	16.12.2019
69	Government Mohan Kumaramangalam Medical College Hospital Salem-636001.	16.03.2020
70	New Hope Indian Speciality Hospital 1051, Poonamallee High Road, Arumbakkam, Chennai 600 106	21.08.2018
71	Sundaram Hospital, 17 EVR Road, Puthur, Trichy 620017.	08.03.2020
72	Manipal Hospital Salem, Dalmia Board, Salem Bangalore Highway, Salem 636012.	31.03.2020
73	Jeyam Multi Speciality Hospital 7, Taj Mahal Salai, Karur Bye Pass Road, Annamalai Nagar Trichy 620 018 .	05.05.2019
74	M/s Annai Arul Hospital No.270, Mudichur Road, Old Perungalathur Chennai 600 063	07.07.2020
75	Aishwaryam Speciality Hospital Bye Pass Road, Salem - 5	26.08.2020

List of Approved Hospitals for Liver Transplantation

S.No.	Name and Address	Valid Up to
1	Apollo Hospitals Enterprises Ltd.,No.21, Greams Lane, Greams Road,Chennai.	31.08.2016
2	Christian Medial College and Hospital, Vellore	24.09.2019
3	Global Hospitals,Global Health City, 439 Cheran Nagar,Perumbakkam, Chennai	13.05.2019
4	Government Stanley Hospital, Chennai 600 003	27.01.2019
5	Sri Ramachandra Medical College and Research Institute,Porur, Chennai-116.	30.09.2019
6	The Madras Medical Mission, 4 A, Mogappair, Chennai 600 037	27.12.2015
7	Sri Ramakrishna Hospital 395 Sarojinin Naidu St Ī Siddapudur, Coimbatore	18.05.2016
8	Cethar Hospitals, C-108, Fort Station Road, 5 th Cross, Thillai Nagar, Trichy	30.06.2018
9	Kovai Medical Centre and Hospital Ltd No.3209, Avanashi Road, Coimbatore	16.09.2018
10	Kamakshi Memorial Hospital No.1 Radial Road, Pallikarnai Chennai	30.09.2018
11	MIOT Hospitals, 4/112, Mount Poonamallee, Manappakkam, Chennai	16.02.2017
12	Chettinad Hospital and Research Institute IT Highway Kelambakkam Kanchipuram District 603 103	23.04.2018
13	PSG Hospitals, Avinashi Road Peelamedu, Coimbatore 641004	01.06.2019
14	Apollo Speciality Hospitals, Lake View Road, K.K.Nagar, Madurai 625 020	16.12.2019
15	Gem Hospitals 45, Pankaja Mill Road Ramanathapuram, Coimbatore 45	30.11.2019
16	SRM Institute for Medical sciences, No.1, Jawaharlal Nehru Salai, Vadapalani,	05.02.2020
17	SRM Medical College Hosp & Research Centre,SRM Nagar, Potheri, Kattankulathur	12.02.2020
18	K.G.Hospital,No 5, Govt Arts College RoadCoimbatore 641018	26.08.2020

List of Approved Hospitals for Heart Transplantation

S.No.	Name and Address	Valid Up to
1	Apollo Hospitals Enterprises Ltd.,No.21, Greams Lane, Greams Road,Chennai.	31.08.2016
2	Frontier Life Line,R-30-C Ambattur Industrial Estate,Chennai 600 101	02.04.2018
3	Billroth Hospitals,43, Lakshmi Talkies Road, Shenoy Nagar, Chennai 30	02.08.2016
4	Madras Medical Mission, No.4, Mugappair,Chennai-37	18.02.2020
5	Rajiv Gandhi Government General Hospital, Chennai 600 001	24.05.2019
6	Global Hospitals and Health City,No 439, Cheran Nagar,Perumbakkam, Chennai	13.09.2015
7	Sri Ramachandra Medical College and Research Institute, Porur, Chennai-116.	07.02.2020
8	Fortis Malar Hospitals Ltd., No 52 1 st Main Road,Gandhi Nagar,Adyar, Chennai	28.03.2020
9	Chettinad Hospital and Research Institute, I.T. High Way, Kelambakkam, Kancheepuram	Applied for renewal
10	PSG Super Speciality Hospital, Avinashi Road, Peelamedu, Coimbatore	01.06.2019
11	Kovai Medical Centre and Hospital Ltd, No. 3209, Avanashi Road, Coimbatore	04.08.2018
12	M/s MIOT Hospital,4/112, Mount Poonamalle Road, Manapakkam, Chennai 600089	03.03.2019
13	K.Govindaswamy Naidu Medical Trust K.G.Hospital, No.5 Govt Arts College Road, Coimbatore 641 018	15.06.2016
14	G.Kuppuswamy Naidu Memorial Hospital, Post Box No 6327, Nethaji Road, Pappanaickenpalayam Coimbatore 641037	18.08.2019
15	Sri Ramakrishna Hospital, No.395, Sarojini Naidu Road, Sidhapudur, Coimbatore 641014	29.12.2018
16	Meenakshi Mission Hospital & Research Centre, Lake Area, Melur Road, Madurai	04.01.2020
17	Christian Medical College and Hospital, Vellore 632 004	28.12.2019
18	SRM Institute for Medical Science, No.1, Jawaharlal Nehru Salai, Vadapalani	16.03.2020

List of Approved Hospitals for Lung Transplantation

S.No.	Name and Address	Valid Up to
1	Frontier Life Line, R-30-C Ambattur Industrial Estate, Chennai 600 101.	02.04.2018
2	Chettinad Hospital and Research Institute, I.T. High Way, Kelambakkam, Kancheepuram District PIN 603 103	19.02.2014
3	Apollo Hospitals Enterprises Ltd., No.21, Greams Lane, Off. Greams Road, Chennai.	31.08.2016
4	PSG Super Specialty Hospital, Peelamedu, Coimbatore 641 004	19.06.2015
5	Global Hospitals and Health City, No/439 Cheran Nagar, Perumbakkam, Tambaram- Solinganallur High Road, Chennai 600 100	06.09.2016
6	Fortis Malar Hospitals No.52, First Main Road Gandhi Nagar, Adyar Chennai-20	06.04.2019
7	Kovai Medical Centre & Hospital Ltd, Post Box No 3209 Avanashi Road, Coimbatore 641014	19.03.2019
8	Meenakshi Mission Hospital & Research Centre, Lake Area, Melur Road, Madurai	04.01.2020
9	Madras Medical Mission No.4, JJ Nagar, Muggapair, Anna Nagar Chennai 600 037	18.02.2020
10	SRM Institute for Medical Sciences, No.1 Jawaharlal Nehru Salai (100 feet road), Vadapalani,	16.03.2020
11	KG Hospital 5, Govt Arts College Road, Coimbatore 641018 (Special licence for H & L transplant)	26.07.2020 09.10.2015
12	M/s Sri Ramachandra Medical Centre, Porur, Chennai 600 116	01.07.2020

List of Approved Hospitals for Pancreas and Multi Visceral Organ Transplantation

S.No.	Name and Address	Valid Up to
1	Apollo Hospitals Enterprises Ltd., No.21, Greams Lane, Off Greams Road, Chennai.	31.08.2016
2	Kamakshi Memorial Hospital No.1 Radial Road, Pallikaranai Chennai 600 100	30.09.2018
3	Global health city 439 Cheran Nagar Perumbakkam Chennai 600 010	13.10.2015
4	SRM institute for Medical Sciences, No.1, Jawaharlal Nehru Salai, 100 Feet Road, Vadapalani, Chennai 600026	05.02.2020 Small bowel & Pancreas
5	SRM Medical College Hospital & Research centre, SRM Nagar Potheri, Kattankulathur, 603203	12.02.2020 Small bowel & Pancreas

Deceased Donor Organ and Tissue Transplantation in Tamil Nadu
Annual Report – Apr 2014 to Mar 2015

The year saw 155 deceased donors in the State donating their organs and tissues and saving others' lives. They donated a total of 495 usable solid organs and 346 tissues, amounting to a donation of 3.2 organs and 2.2 tissues average per donor. Thus, each brain dead donor saved the lives of, or made a big difference to the lives of, more than five persons.

Table 1. Deceased Organ Donation and Transplantation in Tamil Nadu for the year 2014-15 and from the beginning of the Programme

Year	Apr 2014 to Mar 2015	Sep 2008 to Mar 2015
Total Number of Donors	155	620
Kidneys	275	1113
Liver	147	573
Heart	52	125
Lungs	23	60
Pancreas	3	4
Small Bowel	2	2
Total Number of Solid Organs	502	1877
Corneas	234	938
Heart Valves	100	590
Blood Vessels	1	1
Skin	11	13
Total Number of Tissues	346	1542
Total Number of Organs & Tissues	848	3419

Transplanted organs given above include 5 Livers, 4 Hearts and 4 Lungs received from other States, of which, 3 Hearts and 4 Lungs were received during 2014-15. It also includes 6 Kidneys and 3 Livers from TN donors shared with other States, one each of them during 2014-15.

Above figures show that 89% of donated Kidneys and 95% of donated Livers were found suitable for transplantation. Far fewer Hearts and Lungs were utilised, partly due to lack of need. However, the utilisation of donated Hearts and Lungs increased substantially during this year, compared to previous years. Small Bowel transplantation started for the first time and Pancreas transplantation started last year made further progress. After one hospital started accepting skin donation last year, it too took off substantially during this year, with 11 donors from two hospitals coming forward to donate.

Following special category transplants took place during the year.

Table 2. Special Category Transplantations done in Tamil Nadu

Combined Kidney and Liver Transplant	– 09
Combined Heart and Dual Lung Transplant	– 08
Combined Kidney and Pancreas Transplant	– 02
Combined Pancreas and Small bowel Transplant	– 01
Split Liver Transplant	– 06
En-bloc Kidney Transplant	– 01
Double Lung Transplant	– 03

Donor Data

155 donors this year was a 11% increase over the previous year and amounts to 2.2 donors per million population per year. (Comparable figure for India is 0.26 for the year 2013.) The increasing trend in the number of Donors has been maintained, with the last two years seeing a big spurt.

Table 3. Yearly Deceased Donors, Tamil Nadu

Year	Deceased Donors
2008-09	21*
2009-10	61
2010-11	94
2011-12	72
2012-13	76
2013-14	141
2014-15	155

*For six months.

Fig. 1 - Yearly Deceased Donors, Tamil Nadu

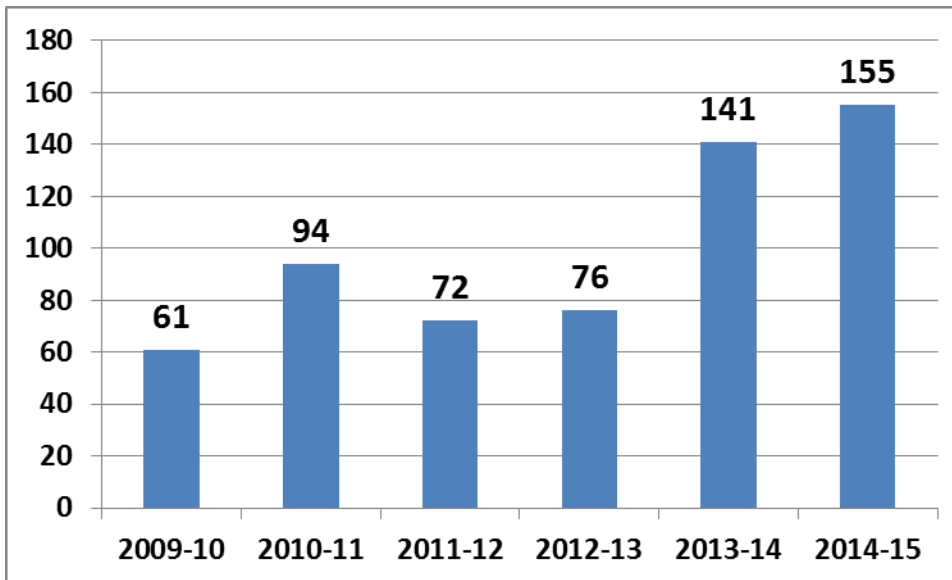
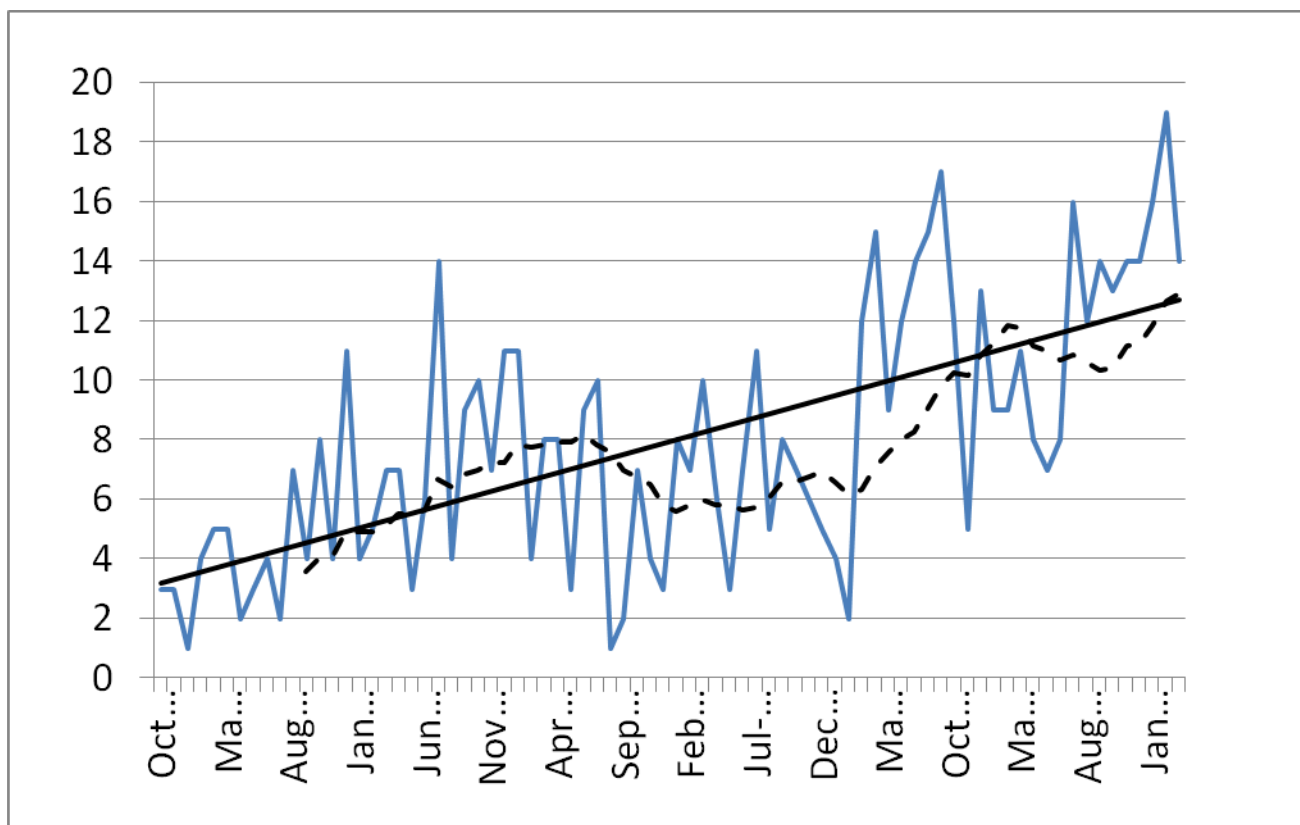


Fig. 2 - Month wise Deceased Donors, Tamil Nadu (Oct 2008 to Mar 2015)



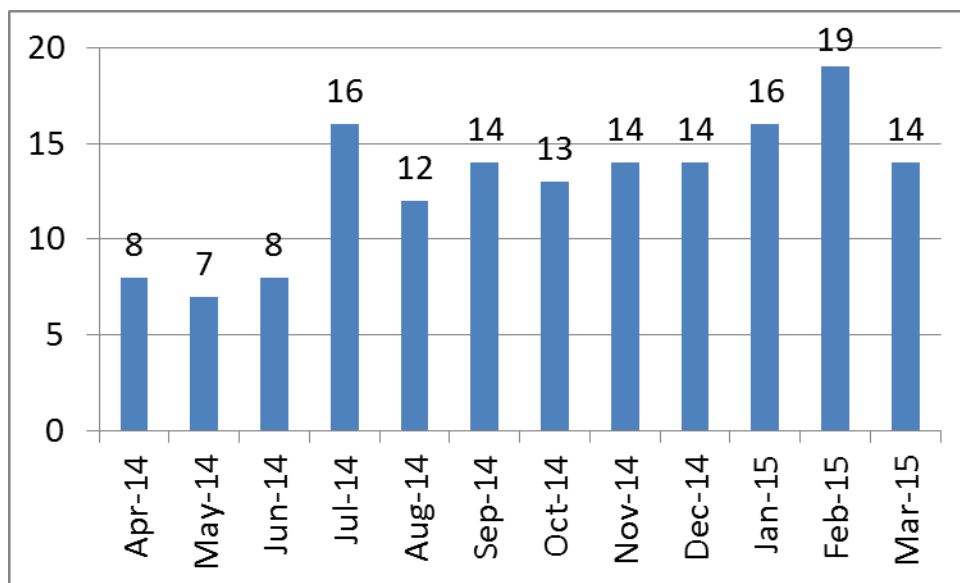
(Straight line represents long term trend. Dotted line shows twelve monthly moving average.)

Month wise donation during the year shows the following picture:

Table 4. Deceased Donors, 2014 -15 – Month wise

Month	Donors
Apr-14	8
May-14	7
Jun-14	8
Jul-14	16
Aug-14	12
Sep-14	14
Oct-14	13
Nov-14	14
Dec-14	14
Jan-15	16
Feb-15	19
Mar-15	14

Fig. 3 - Monthly Deceased Donors, 2014 -15



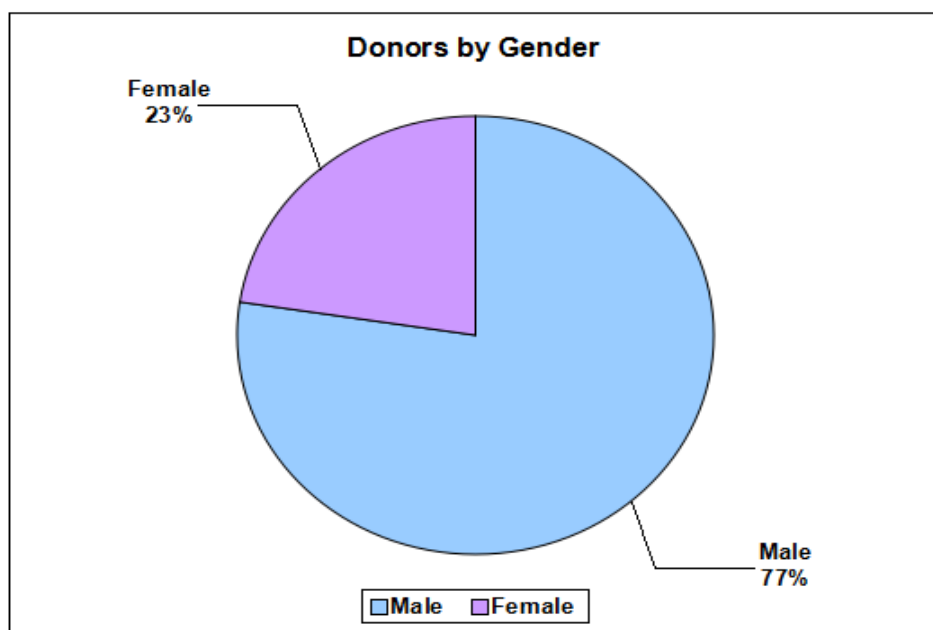
February 2015 saw 19 donors, highest for a month from the time the programme started in September 2008. The second half of the year saw 90 donors, a 38% increase over the first half.

Donors were predominantly male - 77% - as has been the case in all the years.

Table 5. Donors by Gender

Donors by Gender	Total
Male	120
Female	35

Fig. 4 - Donors by Gender



Age wise distribution of donors shows that most donors are in the prime working age of 21 to 50 – 61% of total donors. This is because a majority of them become deceased donors due to road traffic accident.

Table 6. Donors by Age Group

Age in years	Donors
10 - 20	13
21 - 30	35
31 - 40	33
41 - 50	26
51 - 60	26
Above - 60	22

Fig. 5 - Percentage of donors by Age group

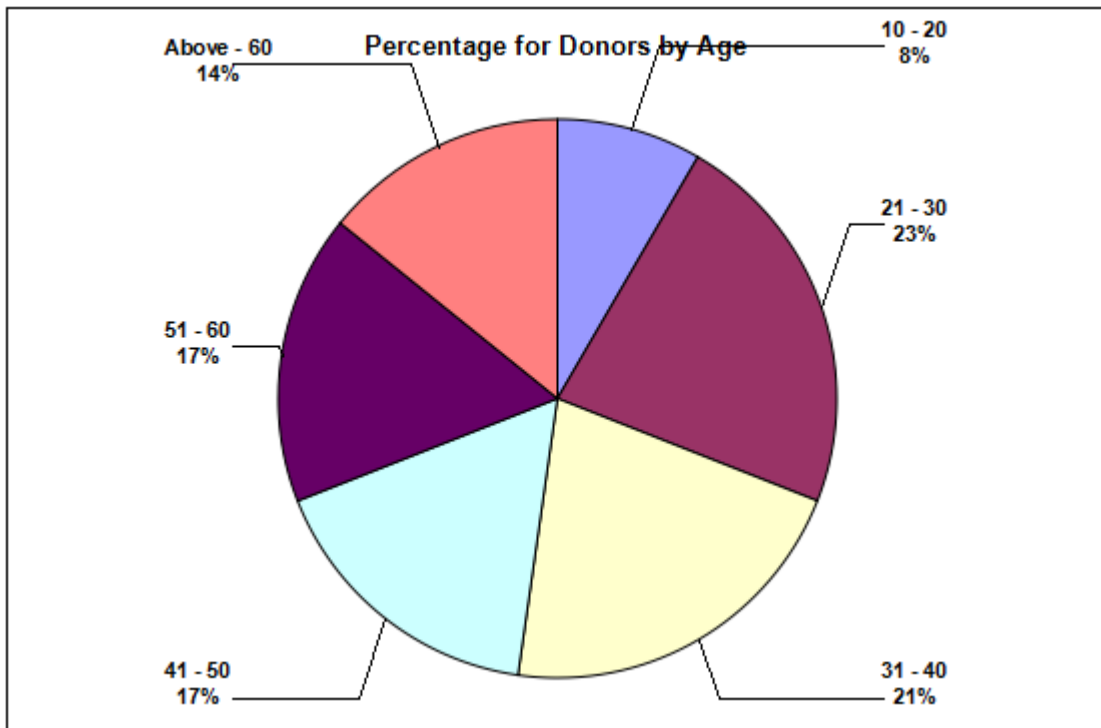
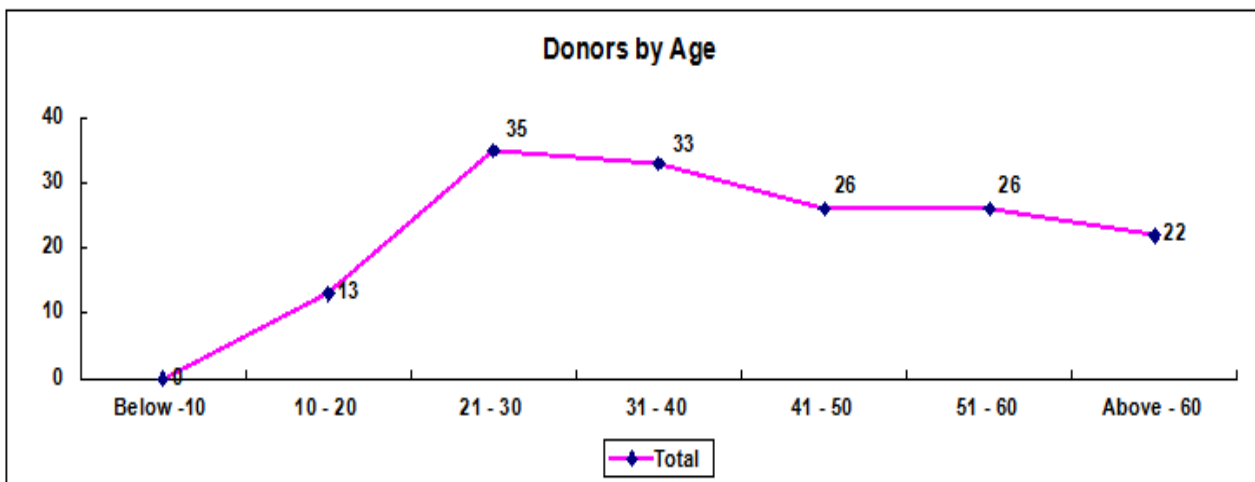


Fig. 6 – Donors by Age group

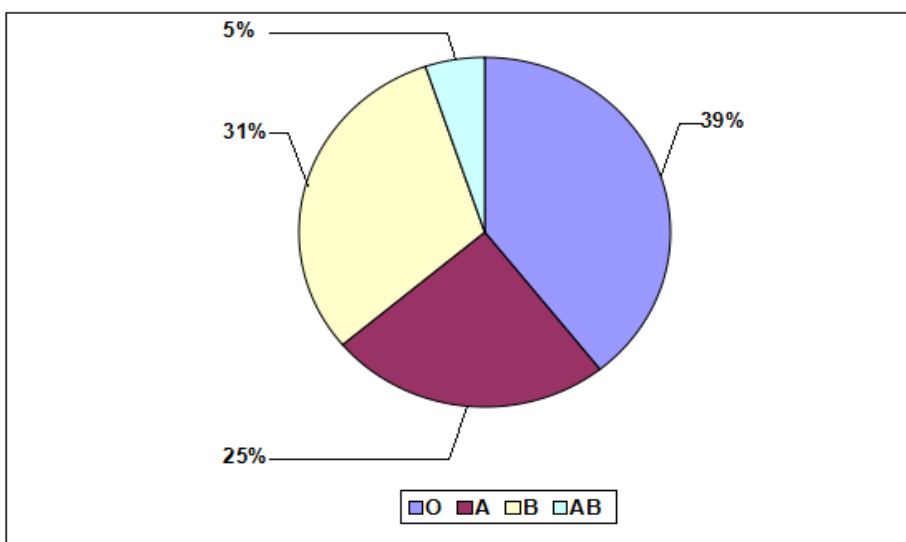


Blood Group wise distribution of donors shows that 39% were of O Group, followed by B (31%), A (25%) and AB (5%) Groups. This is in broad alignment with the blood group distribution among the population of the country as a whole.

Table 7. Number of Donors by Blood Group

Blood Group	Donors
O	61
A	38
B	48
AB	8

Fig. 7 – Percentage of Donors by Blood Group



Autopsy and detailed Medico-legal procedures get involved when death happens due to an accident. Of the total 155 donations during the year, 115 (74%) involved medico-legal procedures. Of them, 99, or 86% of total medico-legal cases, were due to road traffic accidents.

About 15,190 people lost their lives in Road Traffic Accidents in the State in 2014, a 3% decrease over the 15,563 people killed in 2013. According to the State Transport Department Statistics, about 67250 accidents occurred in 2014, an increase of 2% over the previous year.*(1)

* Source –

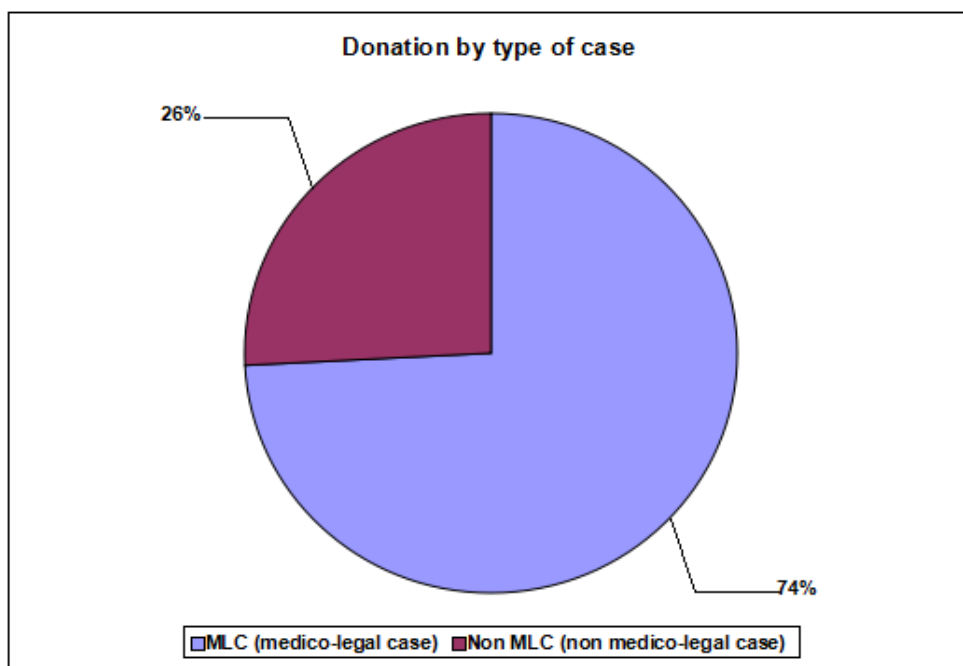
1. <http://timesofindia.indiatimes.com/city/chennai/Road-fatalities-in-Tamil-Nadu-drop-but-accidents-on-the-rise/articleshow/46403506.cms>

Table 8. Deceased Donations that involve autopsy

Medico - Legal or not	Number of donations
MLC (medico-legal case)	115*
Non MLC (non medico-legal case)	40

* 99 of these were due to road traffic accidents

Fig. 8 – Percentage of Medico-Legal procedure involved donations



Zonal Data

To ease organ distribution and minimize the time of ischemia of the organs, the state of Tamil Nadu has been divided into three zones as follows-

North Zone - Chennai, Kanchipuram, Tiruvallur and Vellore.

West Zone - Coimbatore, Erode and Salem,

South Zone - Trichy, Madurai, Thanjavur, Tirunelveli and Nagercoil

The pattern of North Zone, which has the largest number of transplant hospitals, contributing the largest number of Donors continued, with 106 of the total 155 donors contributed by it; the West and South Zones contributed 41 and 8 Donors respectively. West Zone has become far more active this year than in previous years with more hospitals participating and Liver, Heart and Lung transplants starting in that Zone for the first time. South Zone is yet to do any transplant other than Kidney. Its donor contribution remains weak.

Table 9. Donors, month wise, in Zones

Months	North Zone	South Zone	West Zone
Apr-14	6		2
May-14	6	1	
Jun-14	6		2
Jul-14	11	1	4
Aug-14	9		3
Sep-14	10		4
Oct-14	12		1
Nov-14	8	1	5
Dec-14	10	1	3
Jan-15	10		6
Feb-15	11		8
Mar-15	7	4	3
Total	106	8	41

Fig. 9 – Donations by Zone

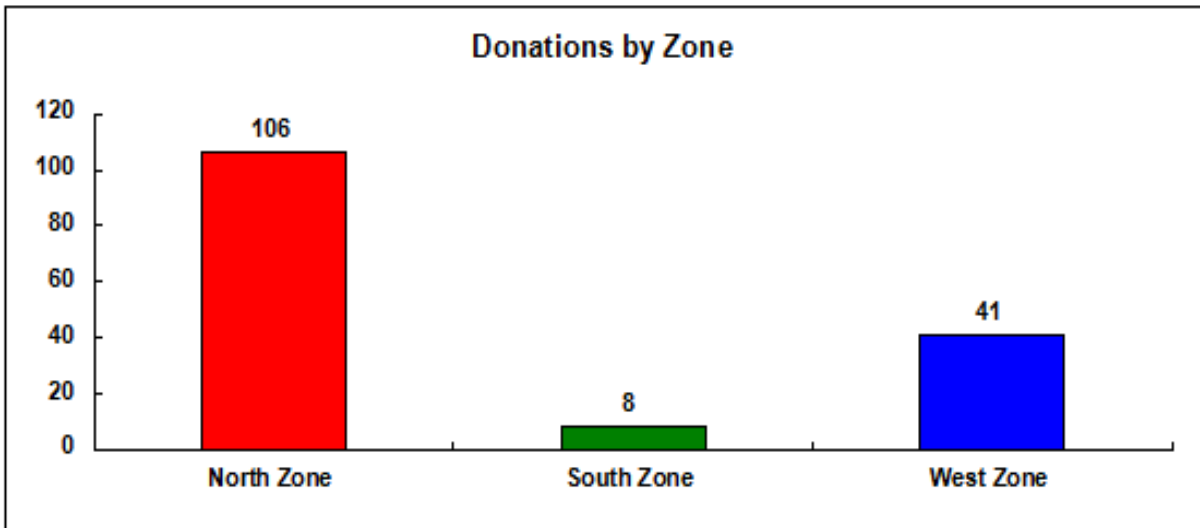
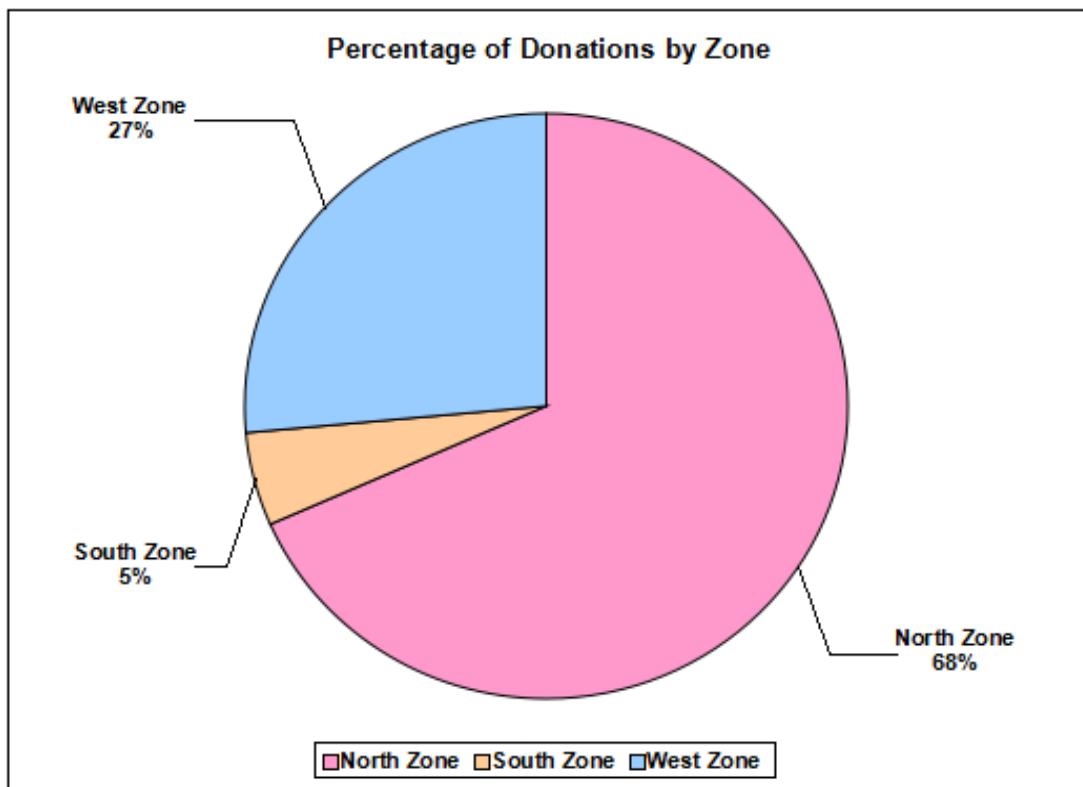


Fig. 10 - Percentage of Donations by Zone



Organs donated in a zone get offered to hospitals in that zone first, before being offered to hospitals in other zones. Organs donated as well as those transplanted in the different zones shows the following trend. It shows that West and South Zones gained Kidneys from the North Zone, but the opposite was the trend with other organs. This is because of limited number of hospitals having facility for transplantation other than Kidney in the West and South Zones.

Table 10. Zone wise organs donated and transplanted

	North Zone		West Zone		South Zone	
	Donated	Transplanted	Donated	Transplanted	Donated	Transplanted
Donors	106		41		08	
Kidneys	185	172	74	85	16	17
Liver	104	116	37	30	6	
Heart	44	49	5	3		
Lungs	17	21	2	2		
Pancreas	3	3				
Small Bowel	2	2				

Of total organs donated, 1 Kidney and 1 Liver were shared with other States, while 3 Hearts and 4 Lungs were received from other States.

Fig. 11 – North Zone Contribution of Organs

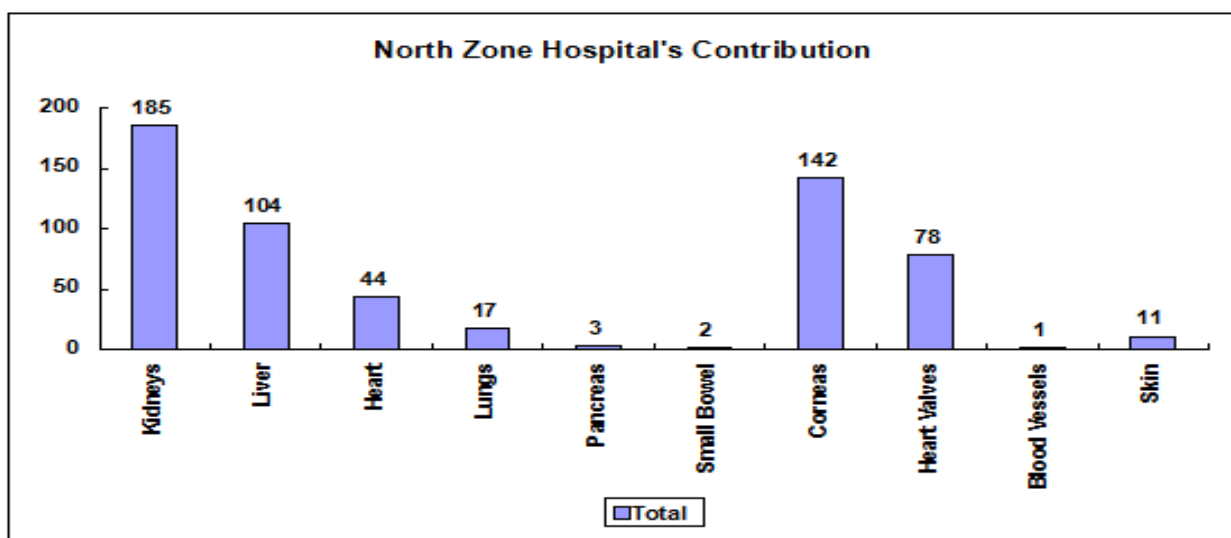


Fig. 12 – West Zone Contribution of Organs

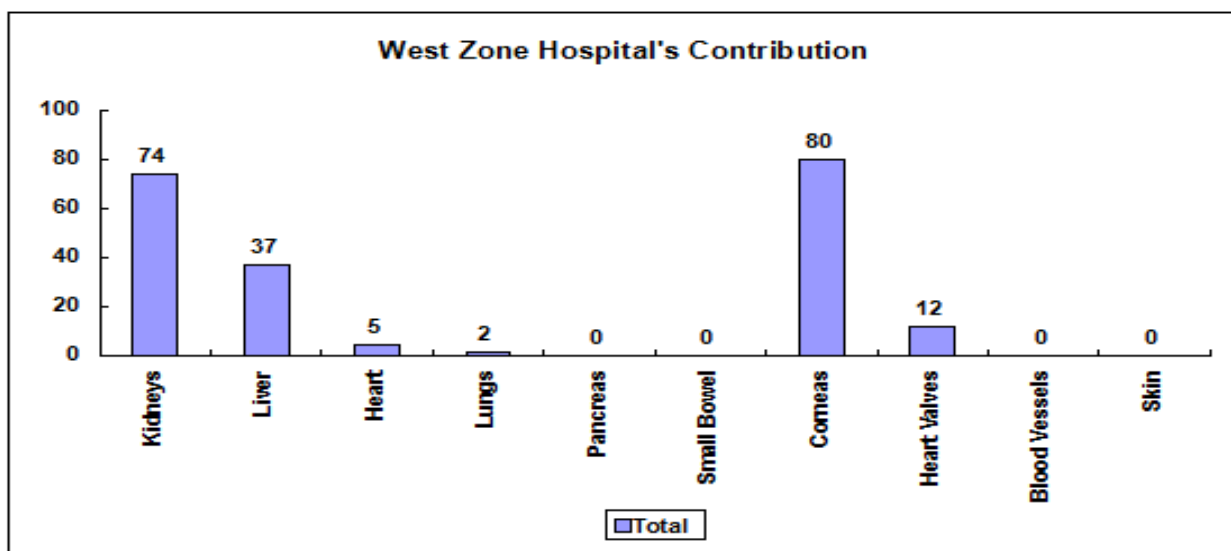


Fig. 13 – South Zone Contribution of Organs

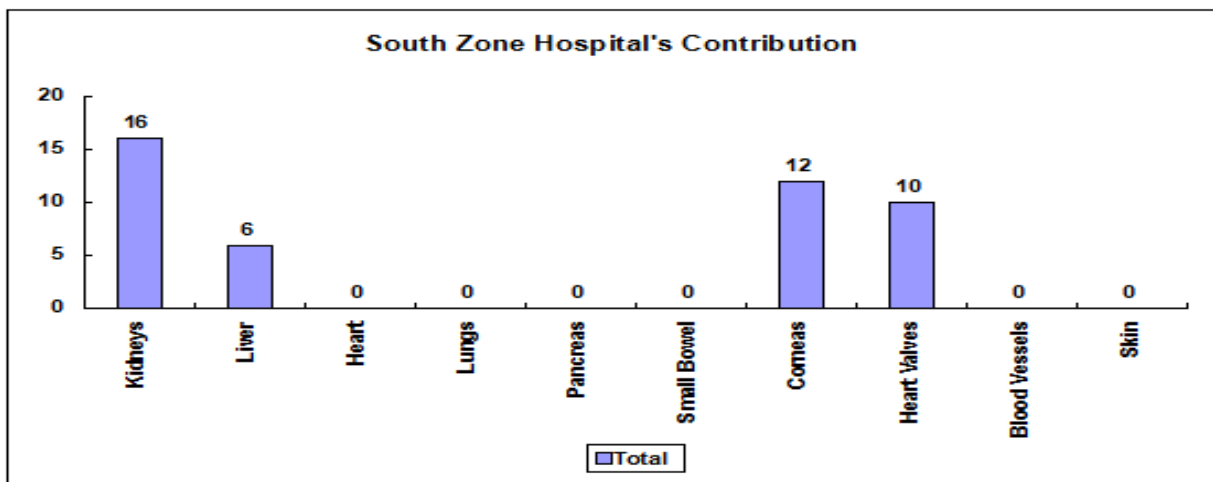
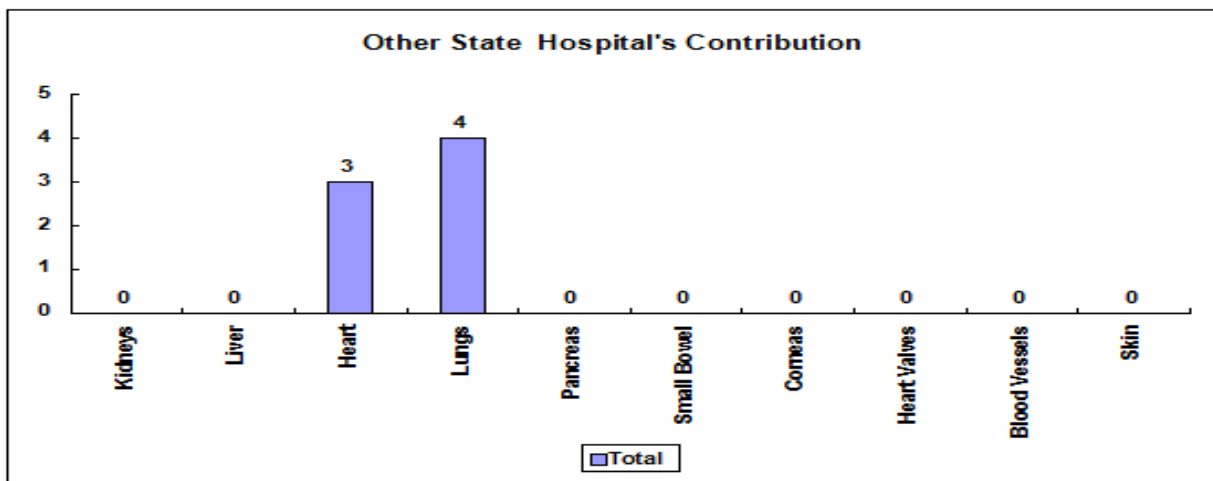


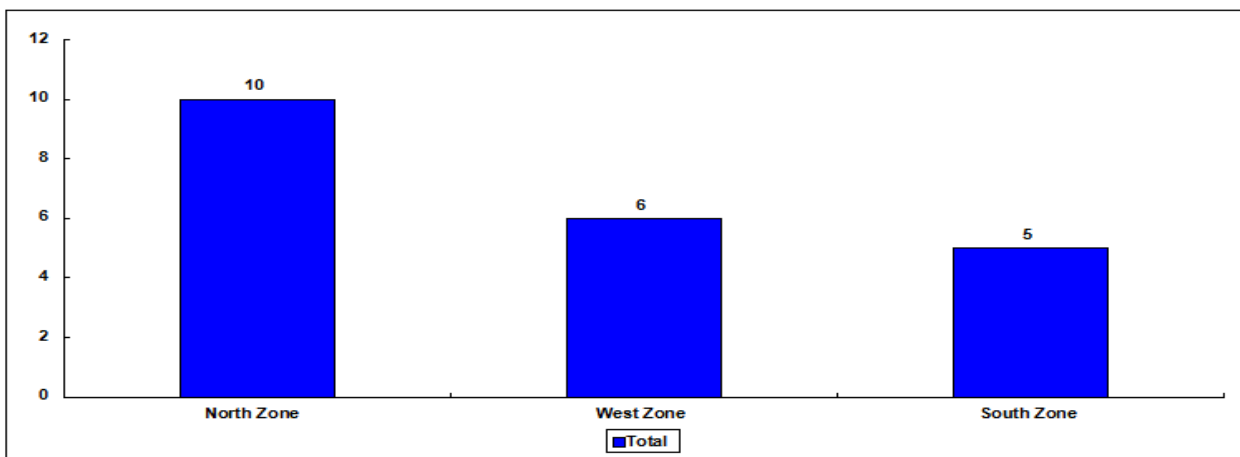
Fig. 14 – Other State Contribution of Organs



Donations and Transplantations by Hospitals

A total of 21 hospitals participated in contributing donors during the year, of whom 10 were from the North Zone, 6 from the West and 5 from the South Zones.

Fig. 15 - Donors by Zones



Donors contributed by and organs transplanted in different hospitals from the beginning of the Programme in October 2008, are given below. This shows that just one of them - Apollo, Chennai – accounted for a third of total Donors and three of them, including Rajiv Gandhi Government General and Global Hospitals, account for 58% of total donors.

Similar patterns are seen in organs transplanted in different hospitals. While Kidney transplant is widely done, just two hospitals – Apollo and Global – account for close to 70% of all Liver transplants. Heart and Lung transplants are done by just a few hospitals.

Hospital wise Donors and Transplantations done, Tamil Nadu - October 2008 to March 2015

Table 11.

	DONORS	KIDNEY	LIVER	HEART	LUNG	PANCREAS	S. BOWEL	TOTAL
NORTH ZONE								
Apollo	207	218	264	25	22	4	2	535
Global	63	69	130	6	23			228
RGGGH	87	147		4				151
Stanley	31	94	47					141
CMC	44	68	42					110
Fortis Malar	3	89		40	2			131
Sri Ramachandra	16	45	8	4				57
Frontier Lifeline	1			38	11			49
MIOT	32	51	46	1				98
Kaliappa		34						34
Kamakshi	5	15						15
Vijaya	1	7						7
Chettinad	3	1	3					4
MMM		4		4				8
Chennai Transplant Centre		3						3
Sundaram Medical		6						6
Kumaran	1	6						6
Guest		2						2
Kilpauk Medical		1						1
Mehta	1							
North Total	495	860	540	122	58	4		1586

WEST ZONE								
Kovai Medical Centre and Hospital	27	76	27	3	2			108
KG	21	37						37
Ramakrishna	2	14						14
PSG	2	8	3					11
Sri Abirami Hospital	2	7						7
SPT		2						2
G.Kuppuswamy Naidu Memorial Hospital	19	7						7
Coimbatore Kidney		2						2
Ganga	2							
Kovai Medical, Speciality	2	1						1
Salem Gopi Hospital	2	2						2
West Total	79	156	30	3	2			191

	DONORS	KIDNEY	LIVER	HEART	LUNG	PANCREAS	S. BOWEL	TOTAL
SOUTH ZONE								
ABC	11	19						19
Madurai Meenakshi	8	20						20
KMC Trichy	4	15						15
Frontline	11	16						16
Kidney Care	3	9						9
Galaxy	1	5						5
Madurai Kidney		3						3
Apollo Madurai	1	2						2
Dr. Jeyasekaran		1						1
Vadamalayan	1							
Kaveri	4							
Cethar	1							
Meenakshi Hospital, Thanjavur	1	1						1
South Total	46	91						91

OUT STATE		6	3					9
------------------	--	----------	----------	--	--	--	--	----------

TOTAL	620	1113	573	125	60	4		1877
--------------	------------	-------------	------------	------------	-----------	----------	--	-------------

The Table below gives the same data as the Table above, for the year 2014-15. Donor contribution has widened. 8 hospitals, including 2 in the West Zone, contributed 10 or more donors during the year. 5 hospitals – one of them in the West Zone – accounted for 64% of all organ transplantations done in the State. Very few hospitals do Heart and Lung Transplants. Transplantation other than Kidney started in the West Zone only during the last year. It is yet to start in the South Zone.

Hospital wise Donors and Transplantations done, Tamil Nadu – April 2014 to March 2015

Table 12.

	DONORS	KIDNEY	LIVER	HEART	LUNG	PANCREAS	S. BOWEL	TOTAL
NORTH ZONE								
Apollo	32	25	46	9	10	3	2	95
Global	17	21	31	4	7			63
RGGGH	11	32						32
Stanley	10	17	6					23
CMC	10	13	11					24
Fortis Malar	3	26		24	2			52
Sri Ramachandra	5	5		2				7
Frontier Lifeline				6	2			8
MIOT	16	19	22	1				42
Kaliappa		5						5
Kamakshi	1	2						2
Vijaya	1	1						1
MMM		1		3				4
Sundaram Medical		2						2
Kumaran		3						3
North Total	106	172	116	49	21	3		363

	DONORS	KIDNEY	LIVER	HEART	LUNG	PANCREAS	S. BOWEL	TOTAL
WEST ZONE								
Kovai Medical Centre and Hospital	11	35	27	3	2			67
KG	9	24						24
Ramakrishna		8						8
PSG		5	3					8
Sri Abirami Hospital	1	3						3
SPT								
G.Kuppuswamy Naidu Memorial Hospital	16	5						5
Coimbatore Kidney		1						1
Kovai Medical, Speciality	2	2						2
Salem Gopi Hospital	2	2						2
West Total	41	85	30	3	2			120

SOUTH ZONE								
ABC		1						1
Madurai Meenakshi	1	2						2
KMC Trichy	1	3						3
Frontline	4	7						7
Kidney Care		2						2
Galaxy		1						1
Cethar	1							
Meenakshi Hospital, Thanjavur	1	1						1
South Total	8	17						17

Out State		1	1					2
------------------	--	---	---	--	--	--	--	---

Total	155	275	147	52	23	3		502
--------------	------------	------------	------------	-----------	-----------	----------	--	------------

The following Tables provide information on the organs donated in each hospital and how many got transplanted there after some of the donated organs were given to other hospitals and some organs were received from other hospitals, including a few to and from outside the State.

Kidney and Liver donated, shared, received and transplanted in hospitals during the year

Table 13.

HOSPITALS	KIDNEY				LIVER			
	Apr14 - Mar15				Apr14 - Mar15			
	Organ Contributed in Hospital	Shared with Others	Received from Others	Transplanted in Hospital	Organ Contributed in Hospital	Shared with Others	Received from Others	Transplanted in Hospital
NORTH ZONE								
Apollo	45	27	7	25	31	3	18	46
Global	30	14	5	21	17	3	16	30
RGGGH	21	10	21	32	12	12		
Stanley	20	11	8	17	9	5	2	6
CMC	19	7	1	13	10	5	6	11

HOSPITALS	KIDNEY				LIVER			
	Apr14 - Mar15				Apr14 - Mar15			
	Organ Contributed in Hospital	Shared with Others	Received from Others	Transplanted in Hospital	Organ Contributed in Hospital	Shared with Others	Received from Others	Transplanted in Hospital
NORTH ZONE								
Fortis Malar	6	2	22	26	3	3		
Sri Ramachandra	10	5		5	5	5		
MIOT	30	15	4	19	15	3	11	23
Kaliappa			1	5				
Kamakshi	2	1	1	2	1	1		
Vijaya	2	2	1	1	1	1		
MMM			1	1				
Sundaram Medical			2	2				
Kumaran			3	3				
North Total	185	94	76	172	104	41	53	116

WEST ZONE								
Kovai Medical Centre and Hospital	20	7	22	35	9		18	27
KG	18	8	14	24	9	9		
Ramakrishna			8	8				
PSG			5	5			3	3
Sri Abirami Hospital	2		1	3	1	1		
G.Kuppuswamy Naidu Memorial Hospital	26	21		5	15	15		
Coimbatore Kidney				1				
Kovai Medical, Speciality	4	2		2	2	2		
Salem Gopi Hospital	4	2		2	1	1		
West Total	74	40	50	85	37	28	21	30

SOUTH ZONE								
ABC			1	1				
Madurai Meenakshi	2			2				
KMC Trichy	2	1	2	3	2	2		
Frontline	8	3	2	7	2	2		
Kidney Care			2	2				
Galaxy			1	1				
Cethar	2	2			1	1		
Meenakshi Hospital, Thanjavur	2	1		1	1	1		
South Total	16	7	3	17	6	6		

Out State		1		1		1		1
------------------	--	---	--	---	--	---	--	---

Total	275	142	129	275	139	68	74	147
--------------	------------	------------	------------	------------	------------	-----------	-----------	------------

Heart and Lung donated, shared, received and transplanted in hospitals during the year

Table 14.

HOSPITAL	HEART				LUNG			
	Apr14 - Mar15				Apr14 - Mar15			
	Organ Contributed in Hospital	Shared with Others	Received from Others	Transplanted in Hospital	Organ Contributed in Hospital	Shared with Others	Received from Others	Transplanted in Hospital
NORTH ZONE								
Apollo	8	7	8	9	4		6	10
Global	9	8	3	4	7	2	2	7
RGGGH	9	9			2	2		
Stanley	5	5			2	2		
CMC	2	2						
Fortis Malar			24	24			2	2
Sri Ramachandra	3	3	2	2				
Frontier Lifeline			6	6			2	2
MIOT	7	6		1	2	2		
Vijaya	1	1						
MMM			3	3				
North Total	44	41	46	49	17	8	12	21
WEST ZONE								
Kovai Medical Centre and Hospital	2		1	3	2			2
KG	1	1						
G.Kuppuswamy Naidu Memorial Hospital	2	2						
West Total	5	3	1	3	2			2
Out State	3	3			4	4		
Total	52	47	47	52	23	12	12	23

Pancreas and Small Bowel donated, shared, received and transplanted in hospitals during the year

Table 15.

HOSPITAL	PANCREAS				SMALL BOWEL			
	Apr14 - Mar15				Apr14 - Mar15			
	Organ Contributed in Hospital	Shared with Others	Received from Others	Transplanted in Hospital	Organ Contributed in Hospital	Shared with Others	Received from Others	Transplanted in Hospital
NORTH ZONE								
Apollo	2		1	3	1		1	2
Sri Ramachandra	1	1			1	1		
North Total	3	1	1	3	2	1	1	2
Total	3	1	1	3	2	1	1	2

North Zone

Hospital wise Donors in North Zone

Fig. 16

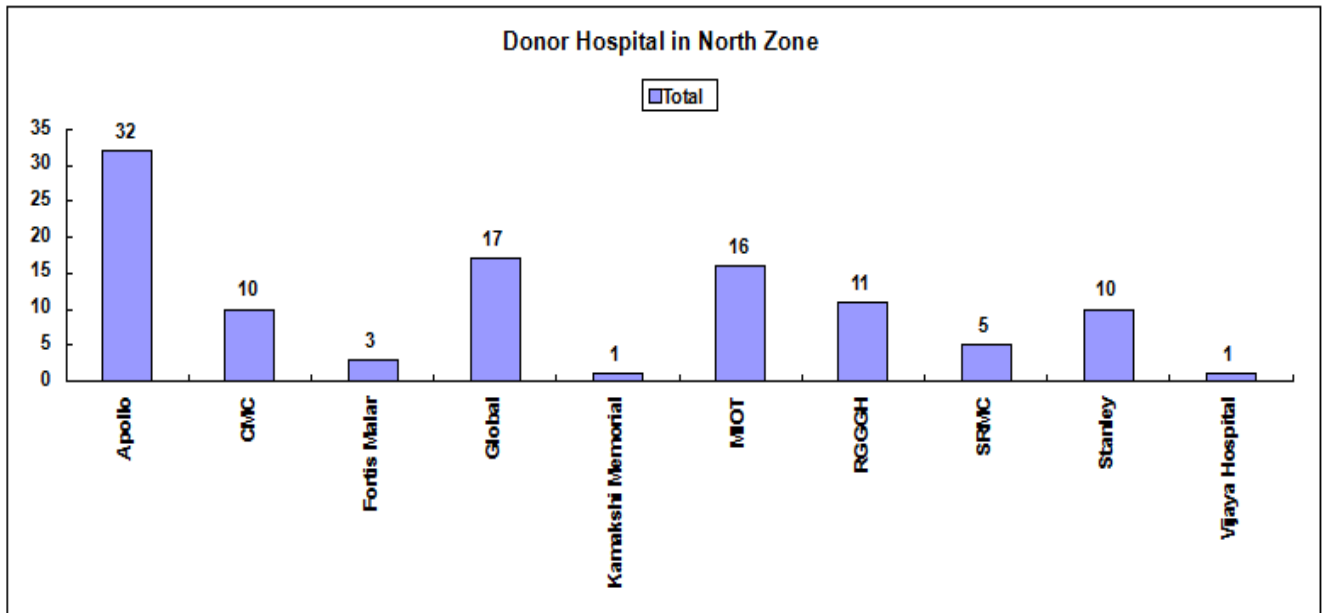
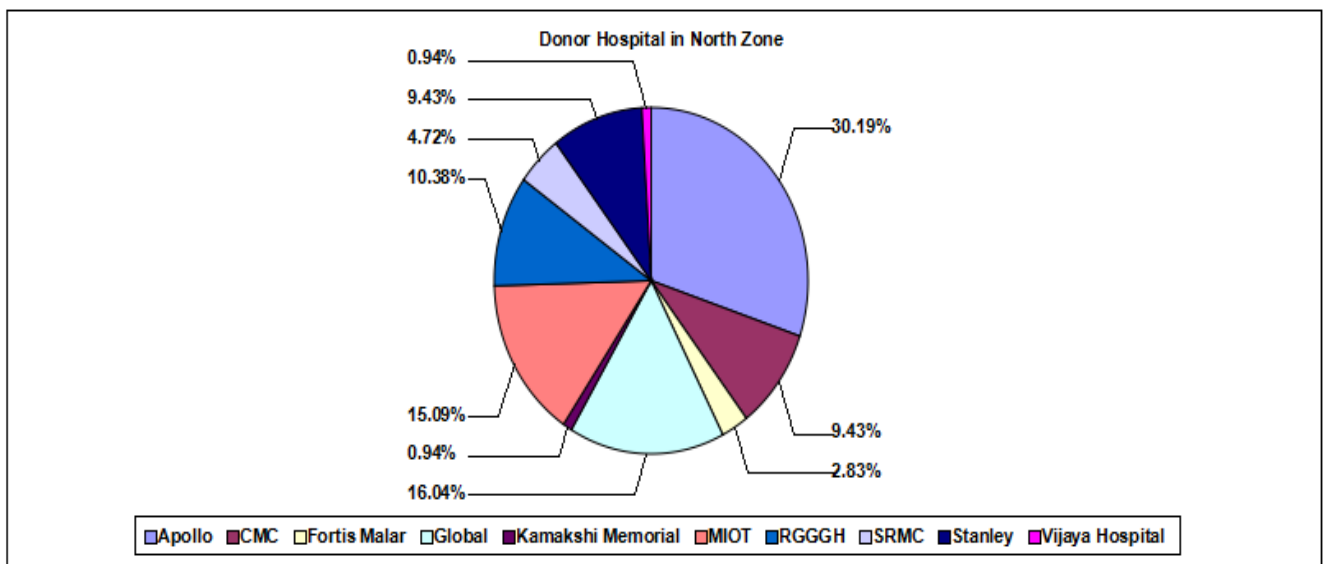


Fig. 17



Kidneys Contribution in North Zone

Fig. 18

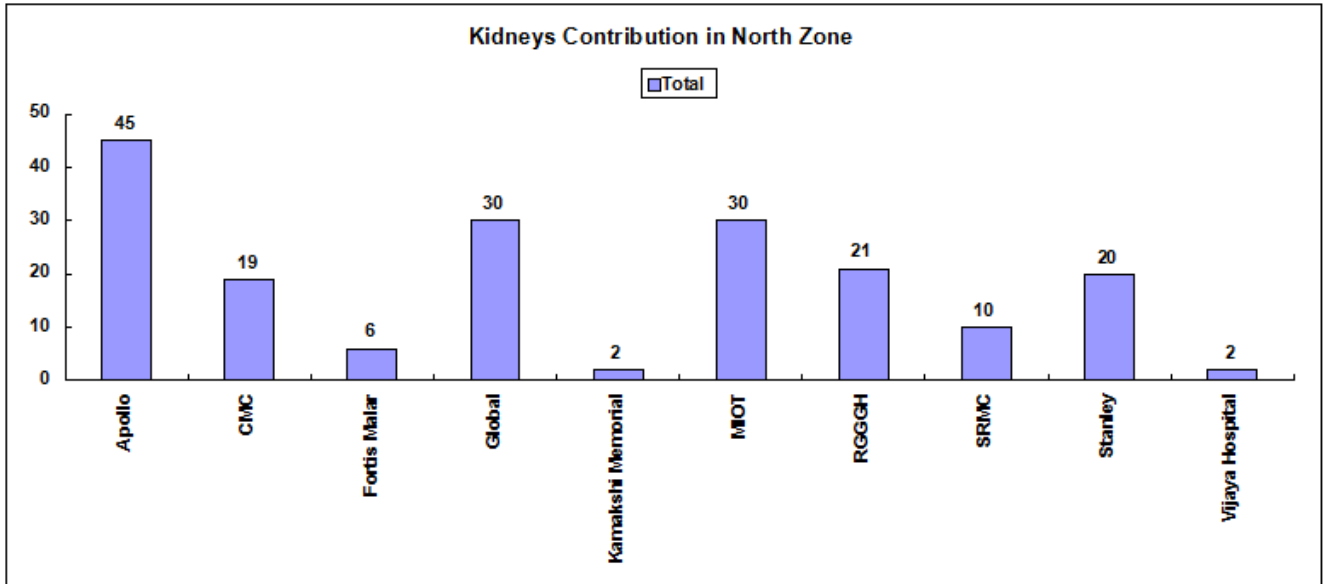
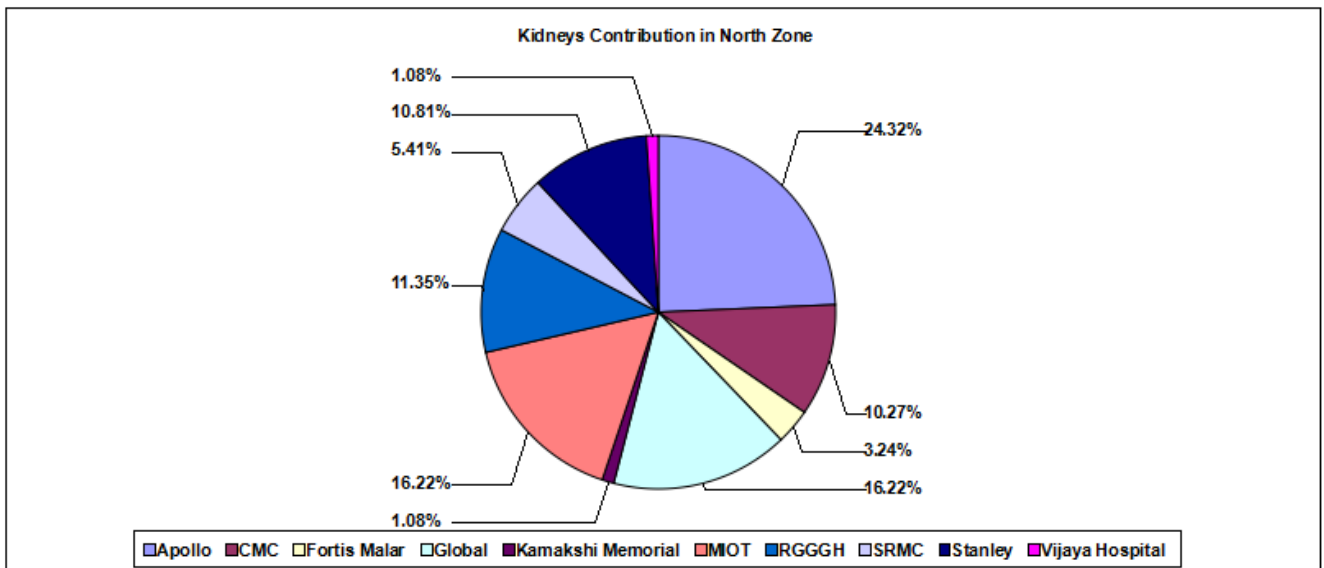


Fig. 19



Liver Contribution in North Zone

Fig. 20

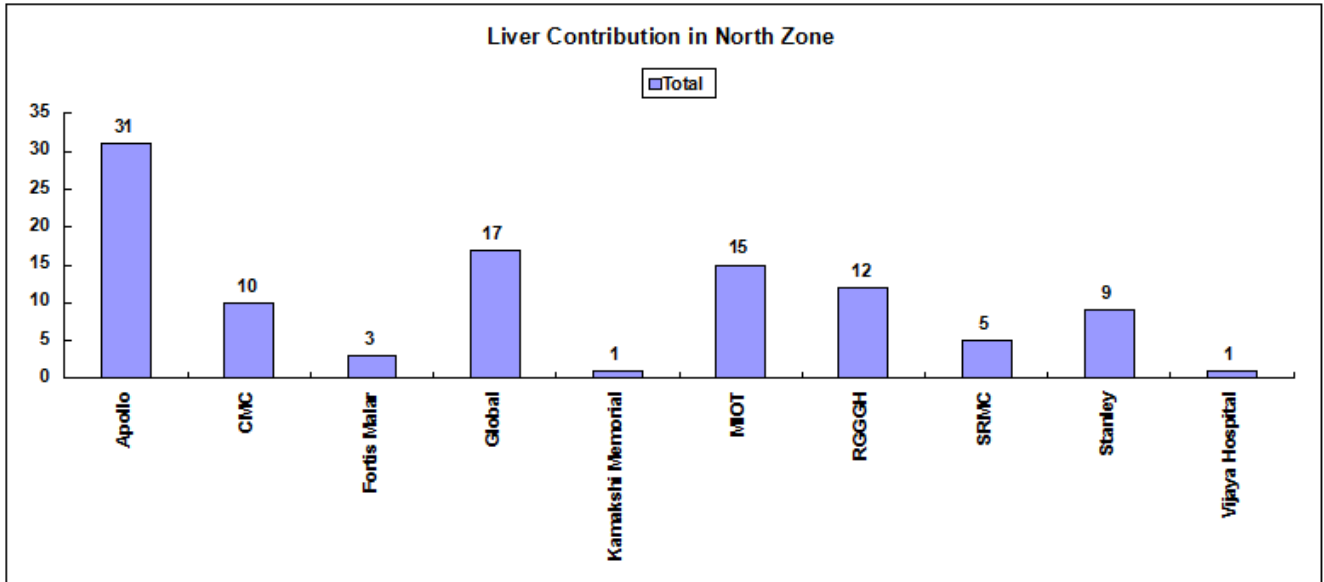
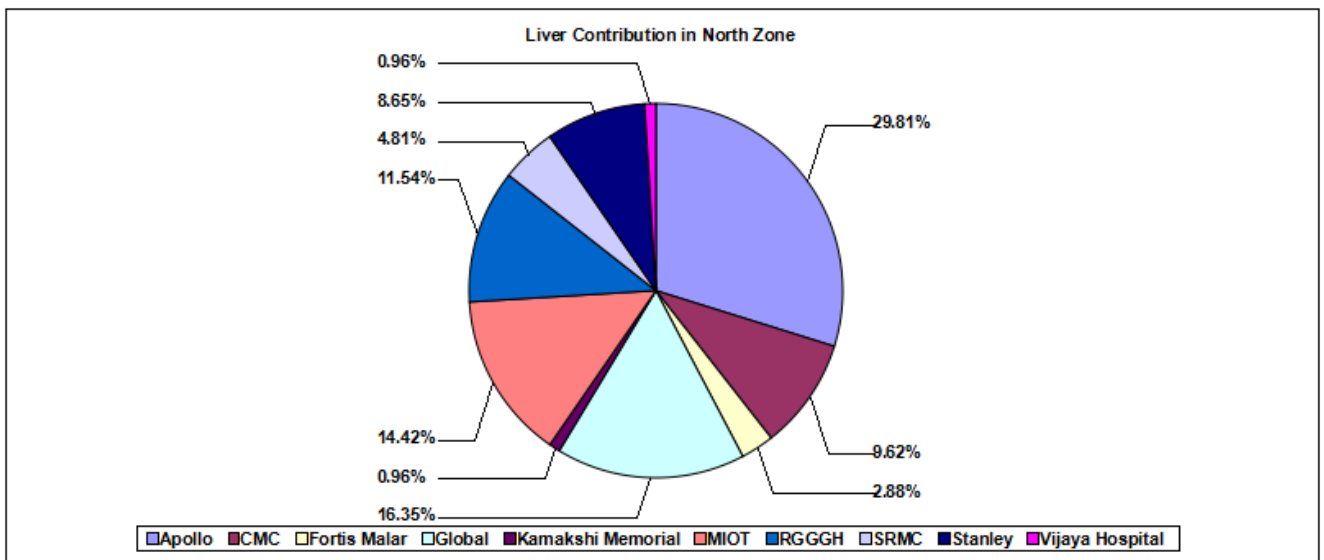
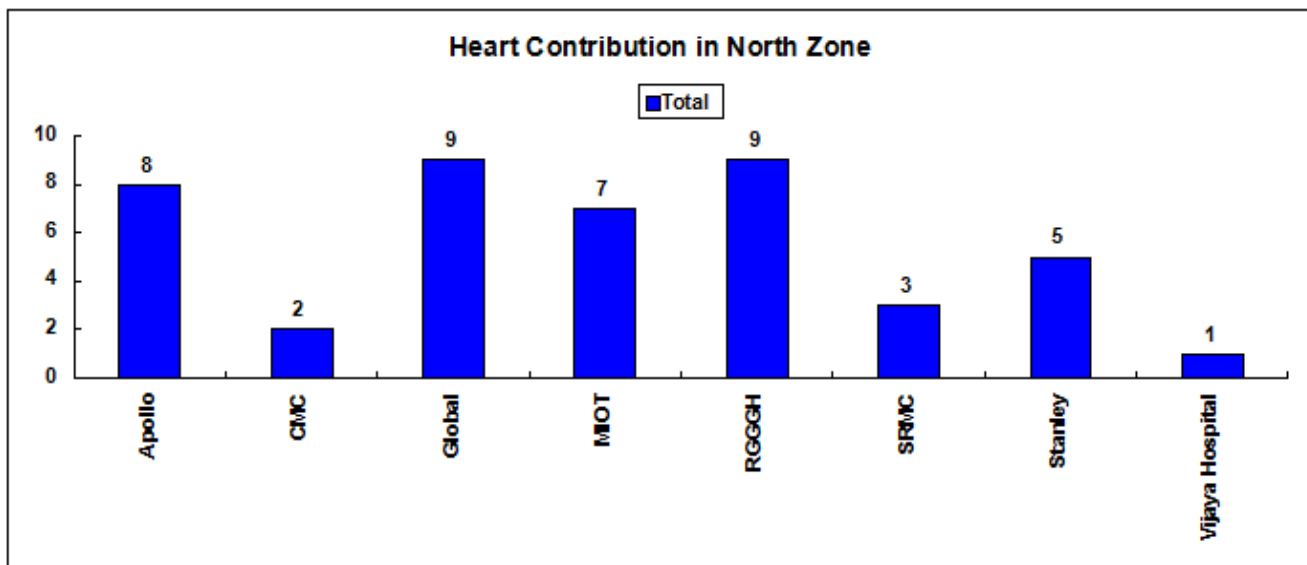


Fig. 21



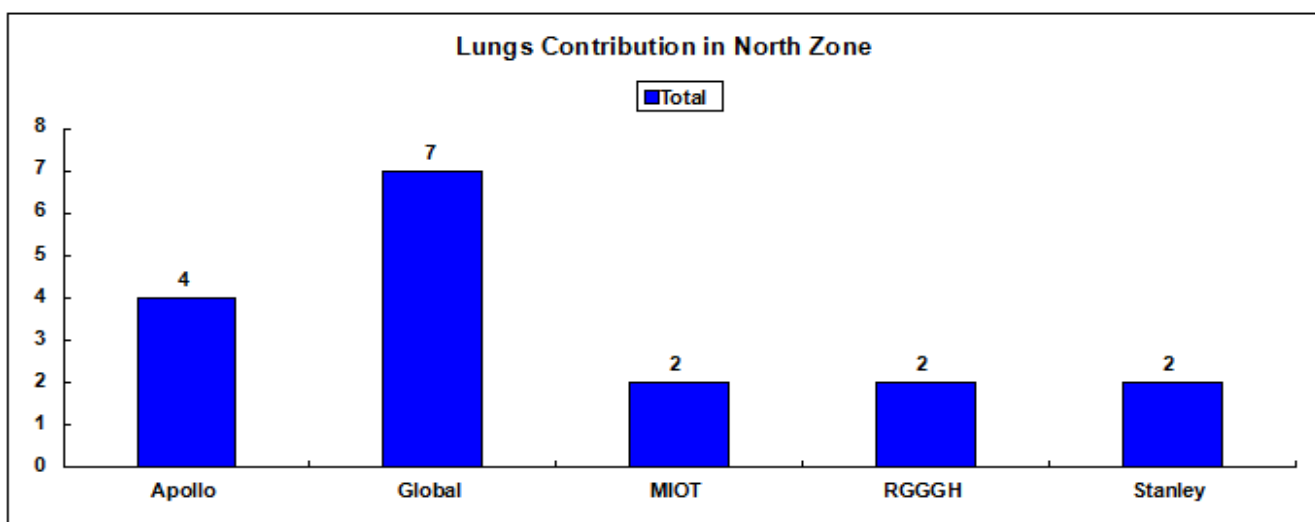
Heart Contribution in North Zone

Fig. 22



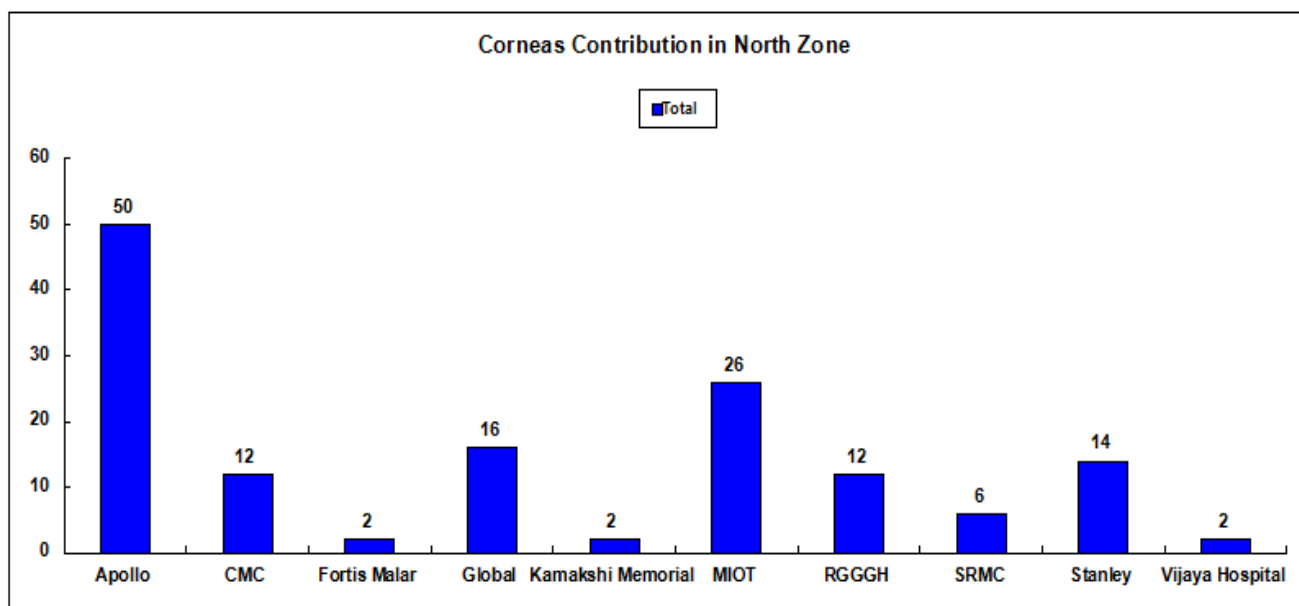
Lungs Contribution in North Zone

Fig. 23



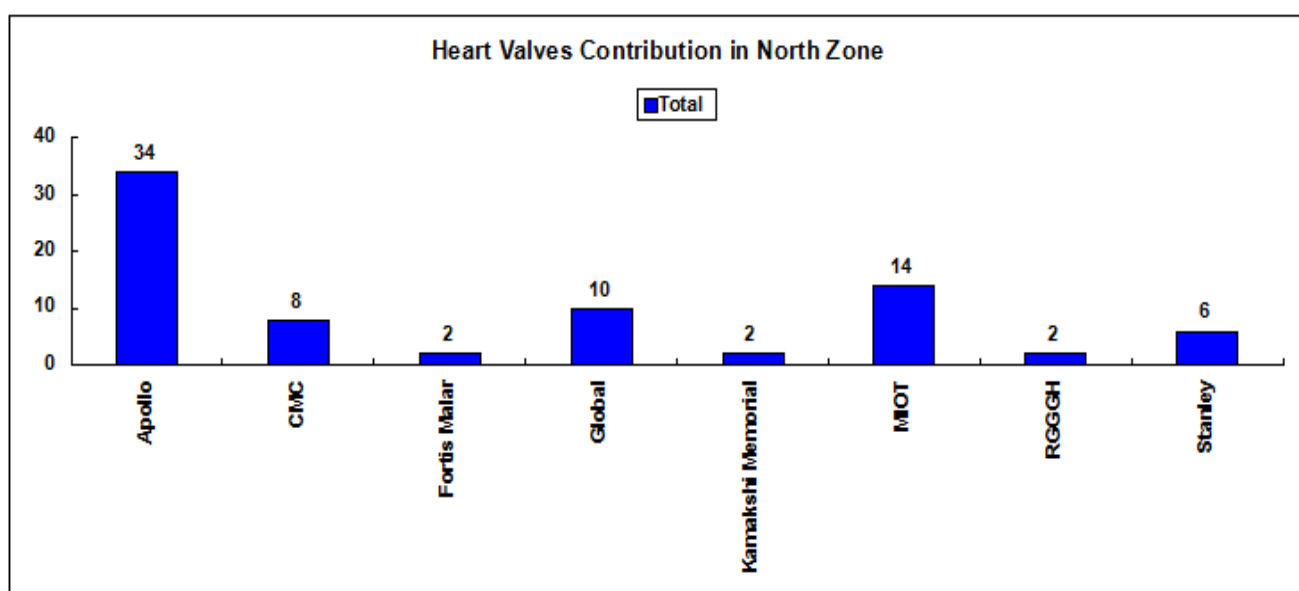
Corneas Contribution in North Zone

Fig. 24



Heart Valves Contribution in North Zone

Fig. 25



West Zone

Hospital wise Donors in West Zone

Fig. 26

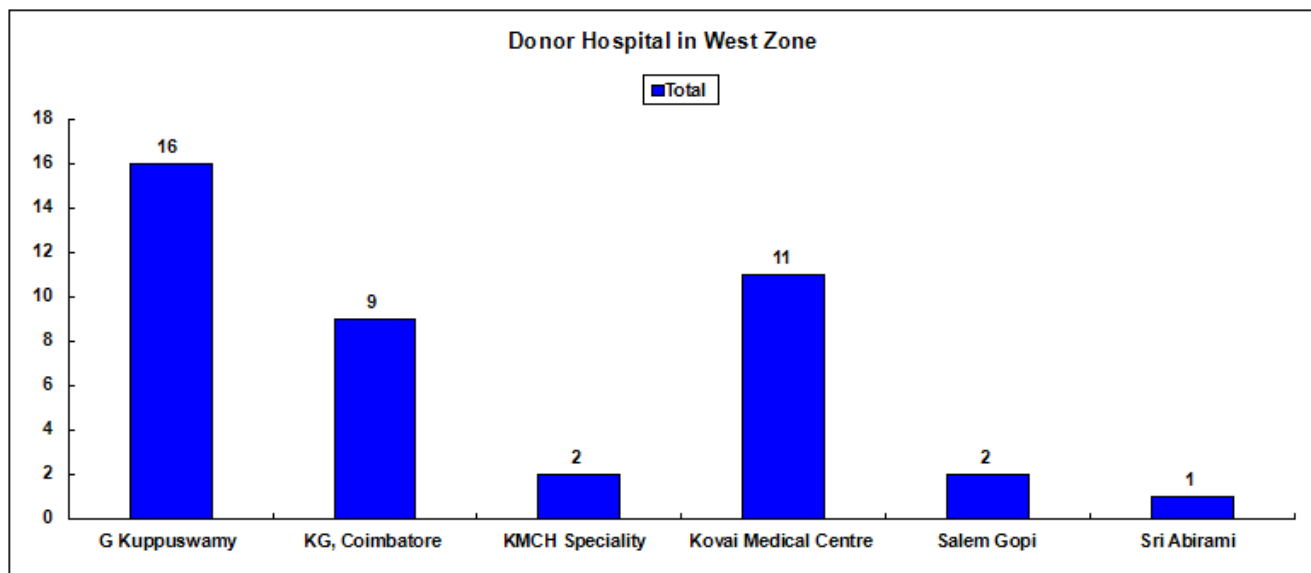
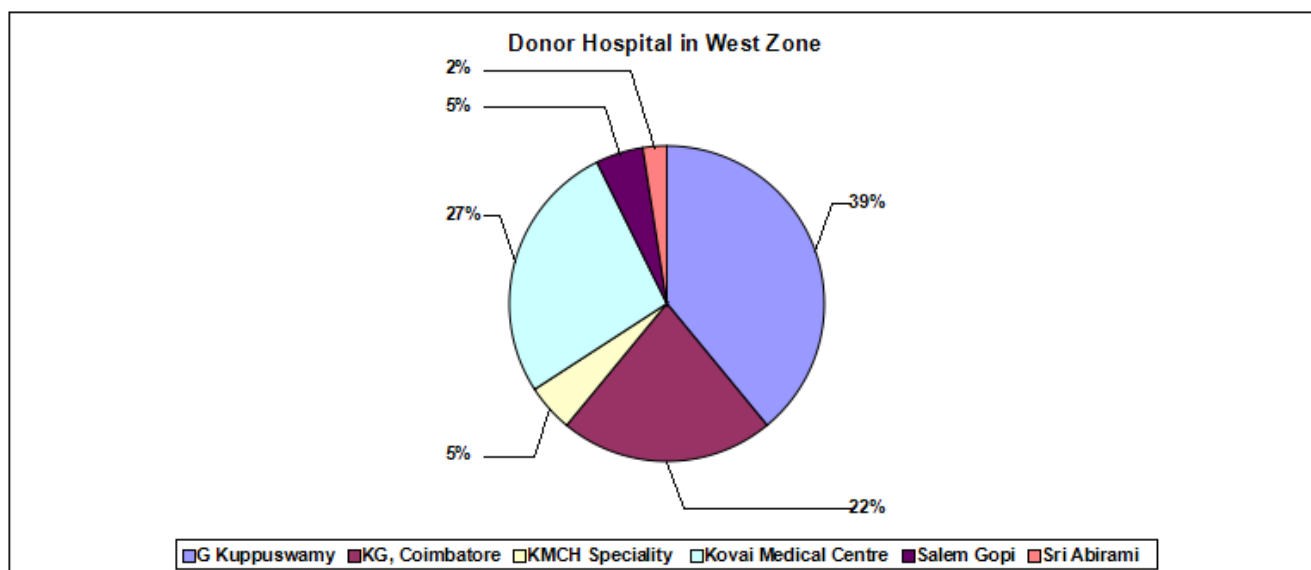


Fig. 27



Kidneys Contribution in West Zone

Fig. 28

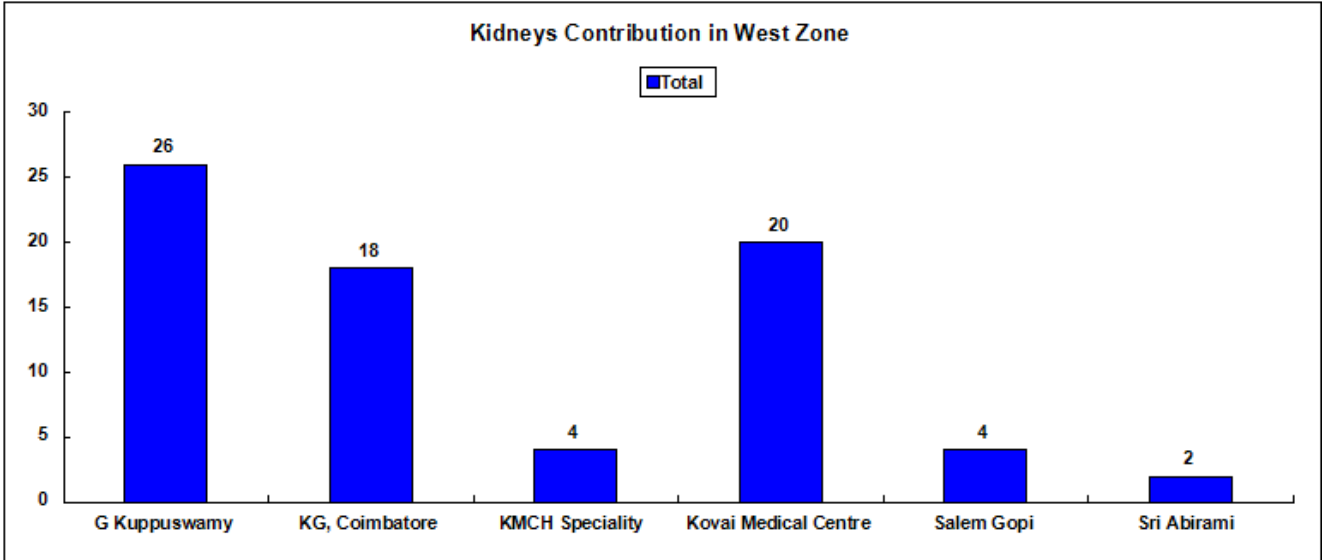
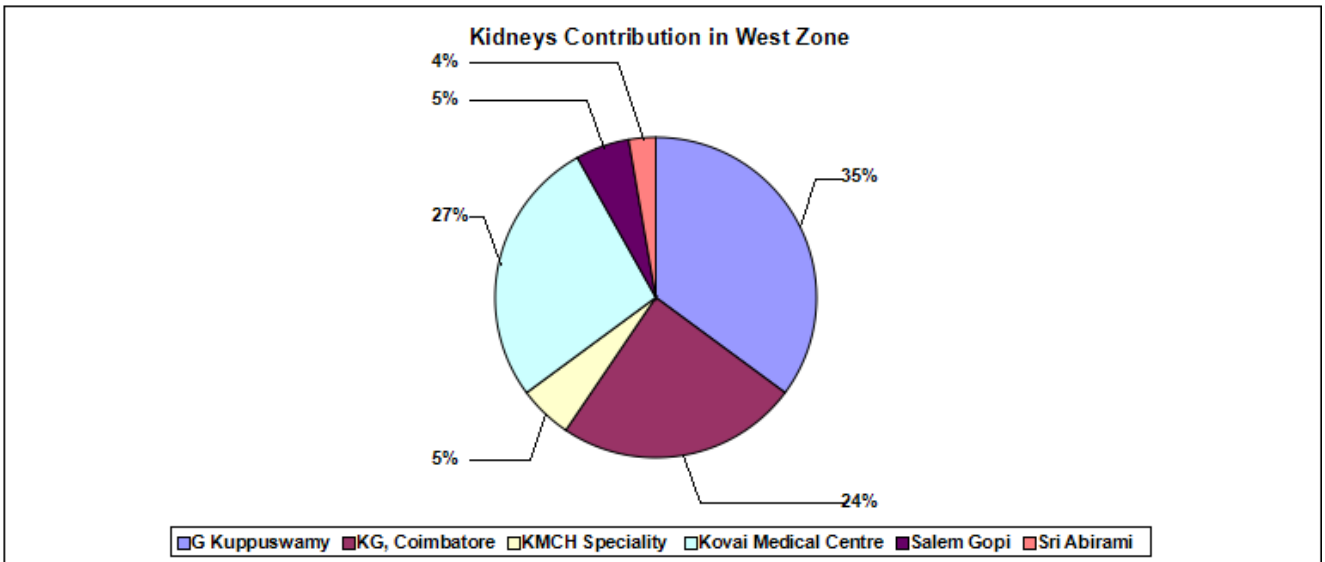


Fig. 29



Liver Contribution in West Zone

Fig. 30

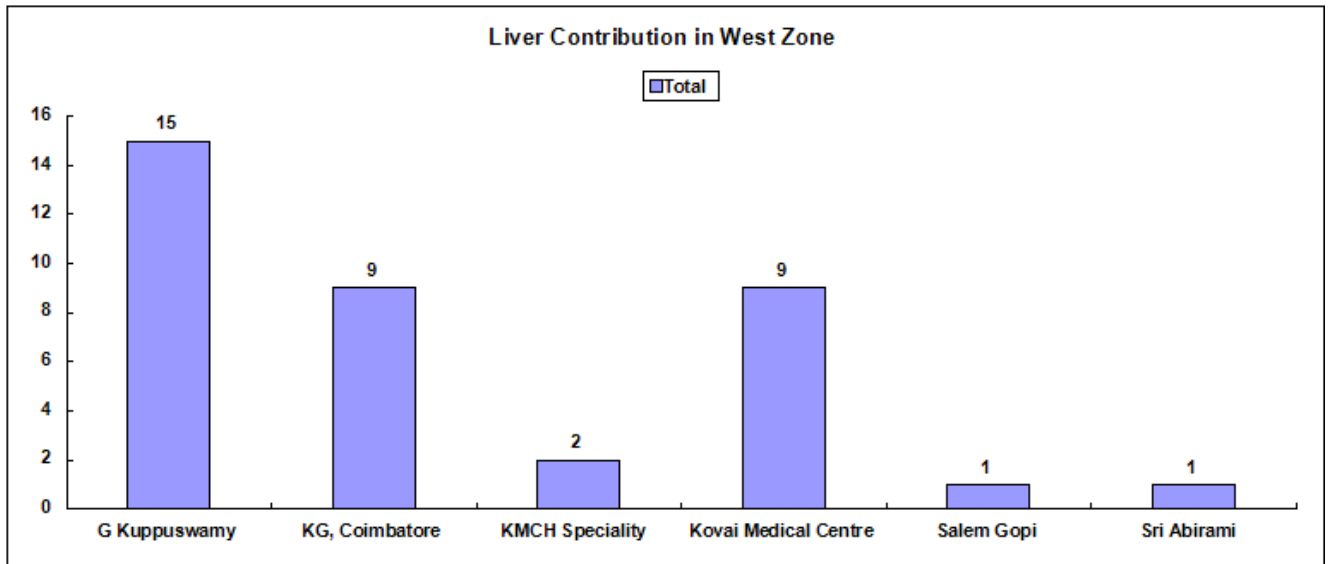
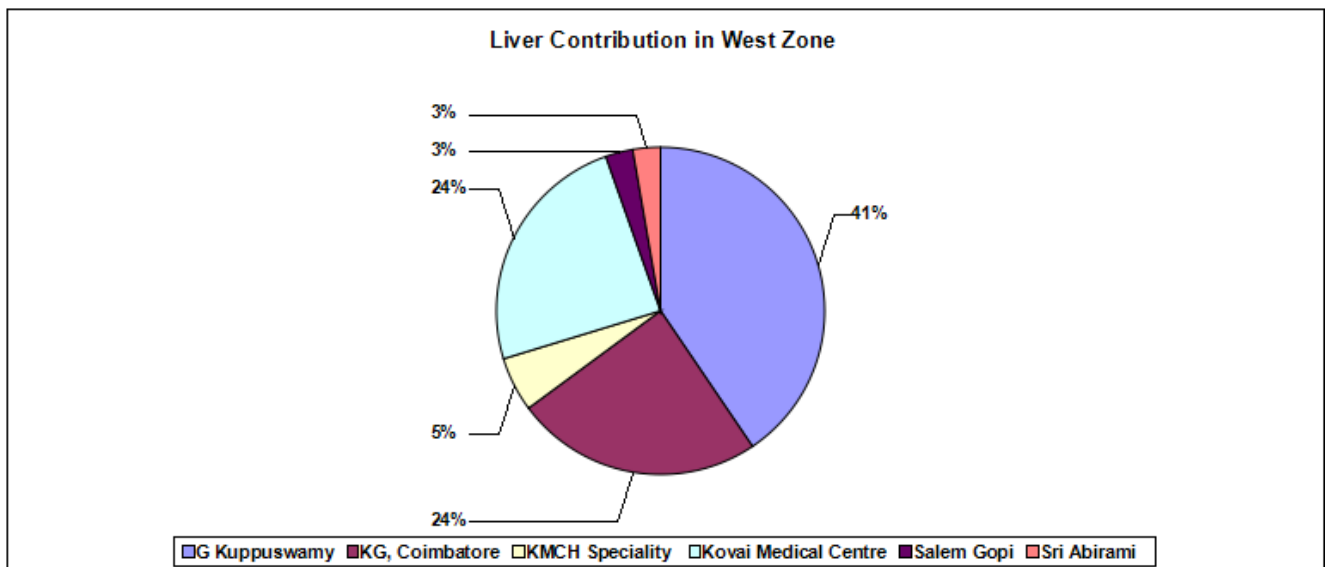
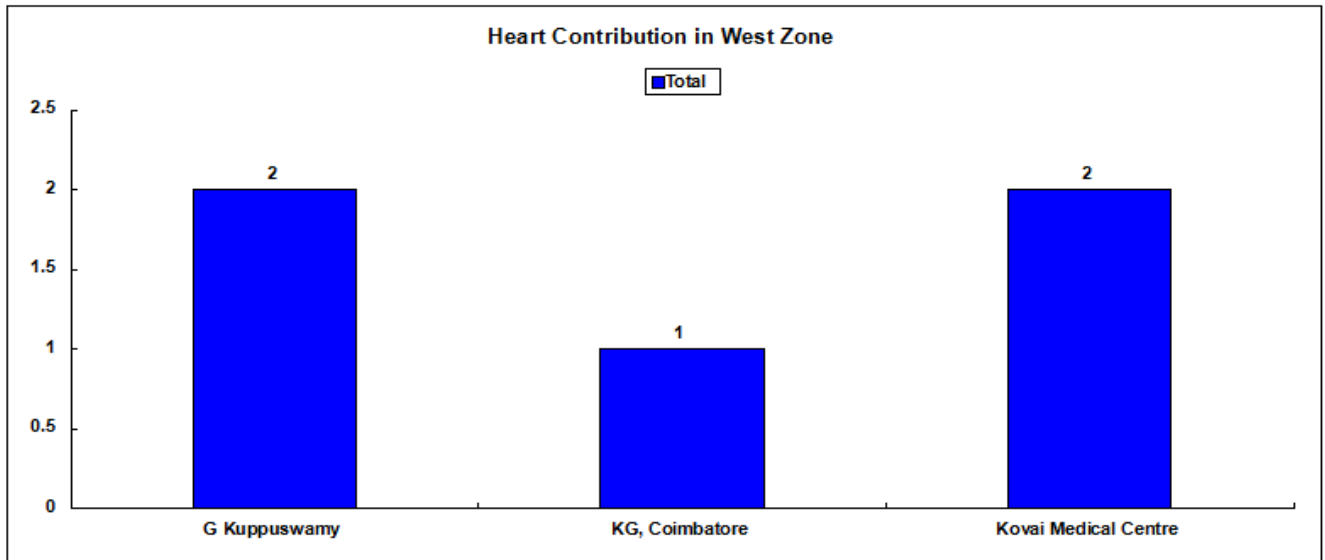


Fig. 31



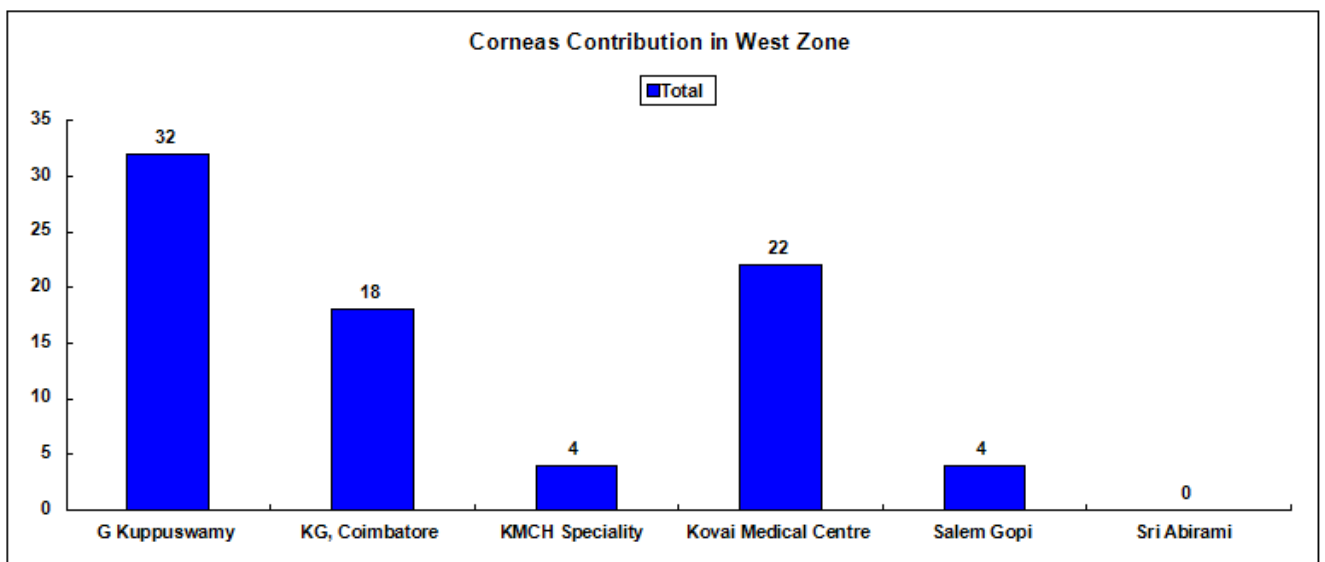
Heart Contribution in West Zone

Fig. 32



Corneas Contribution in West Zone

Fig. 33



South Zone

Hospital wise Donors in South Zone

Fig. 34

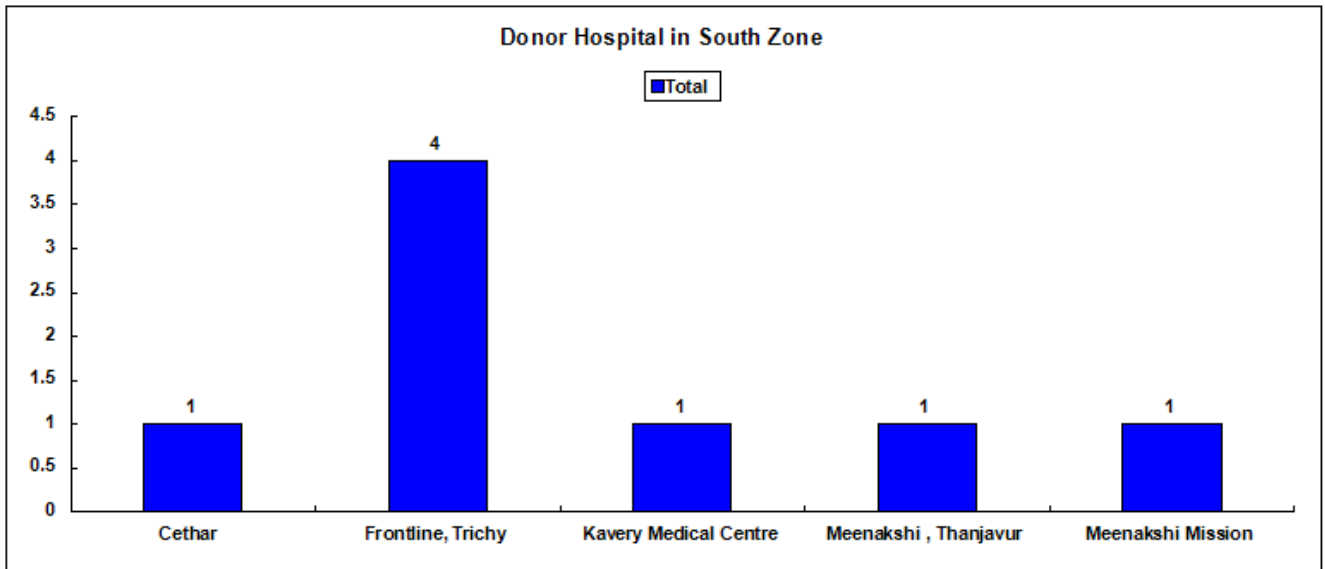
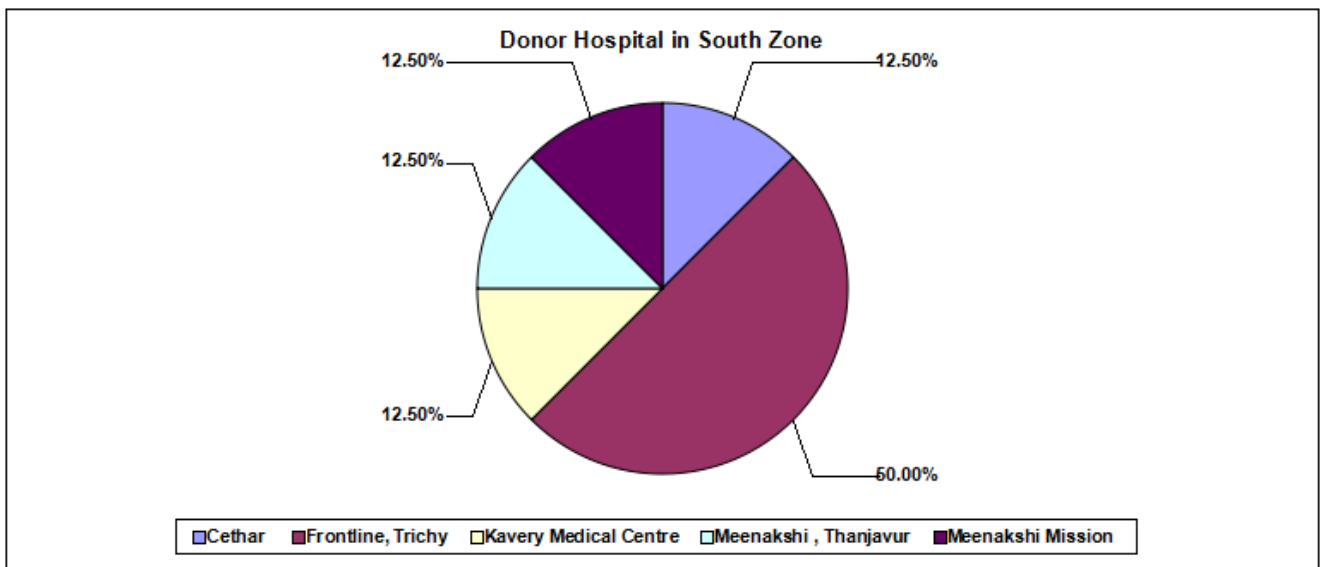


Fig. 35



Kidneys Contribution in South Zone

Fig. 36

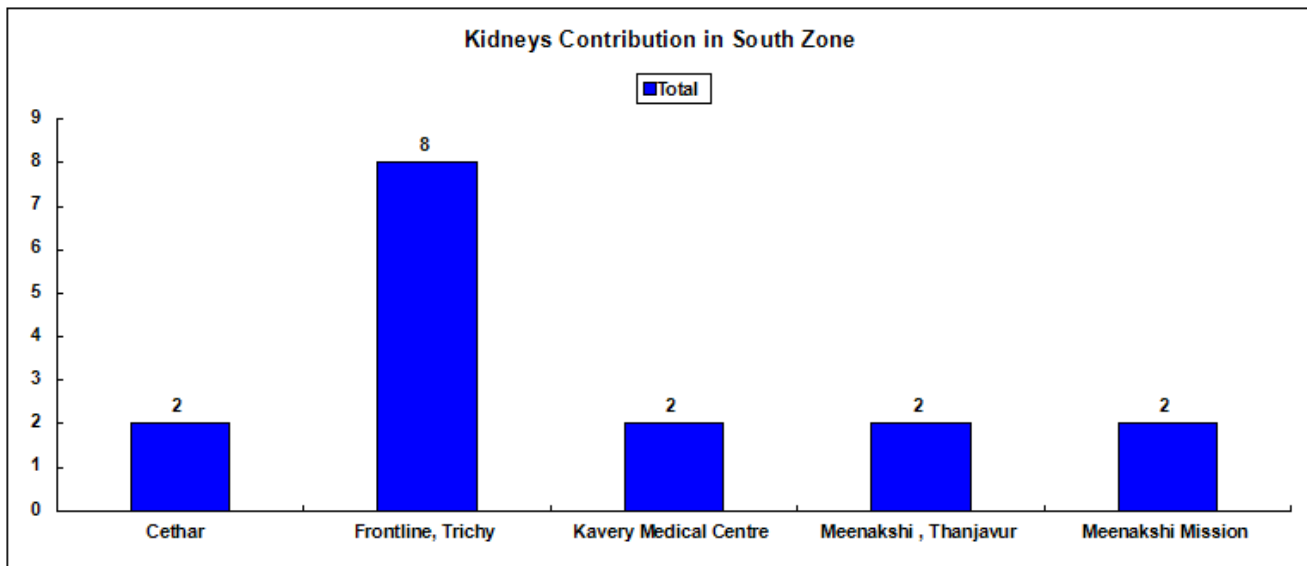
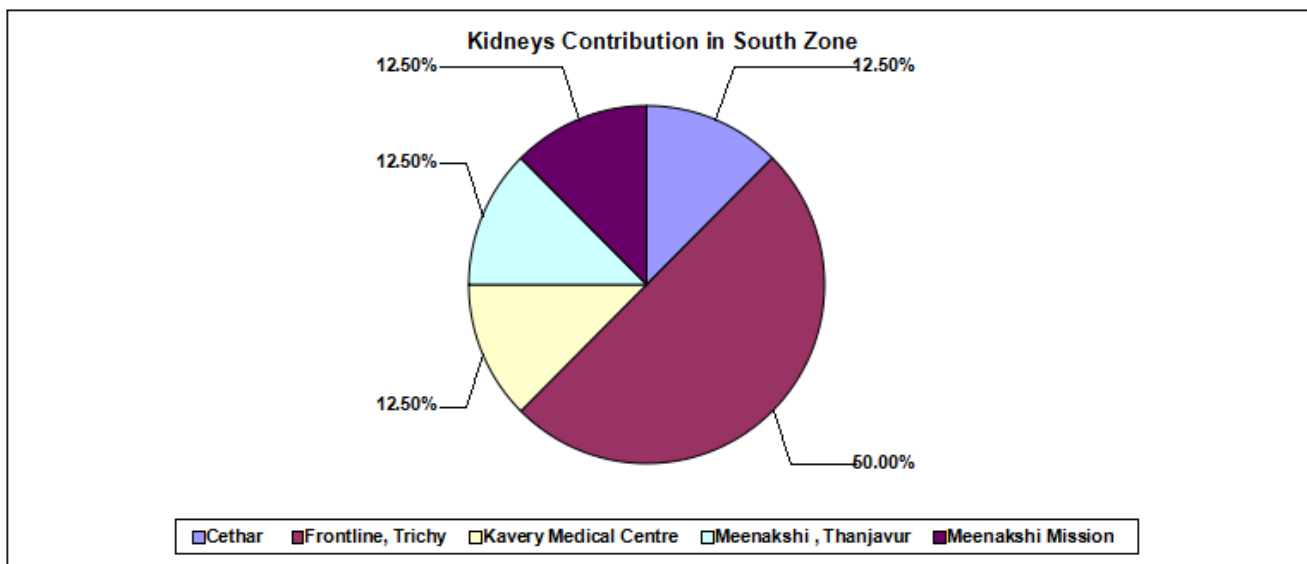
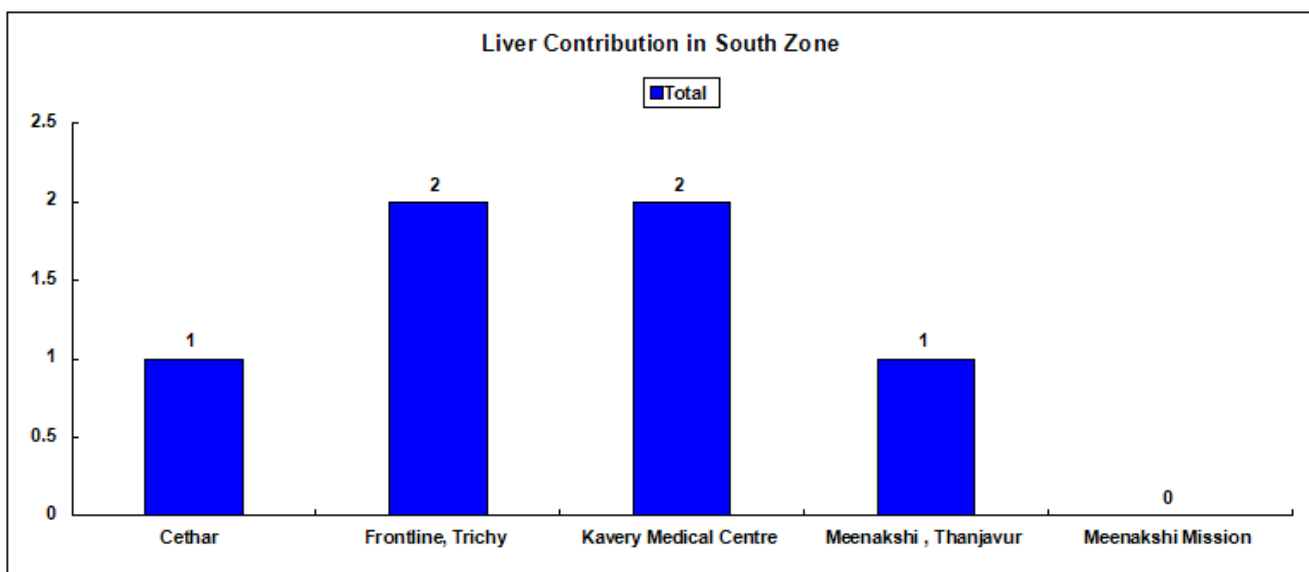


Fig. 37



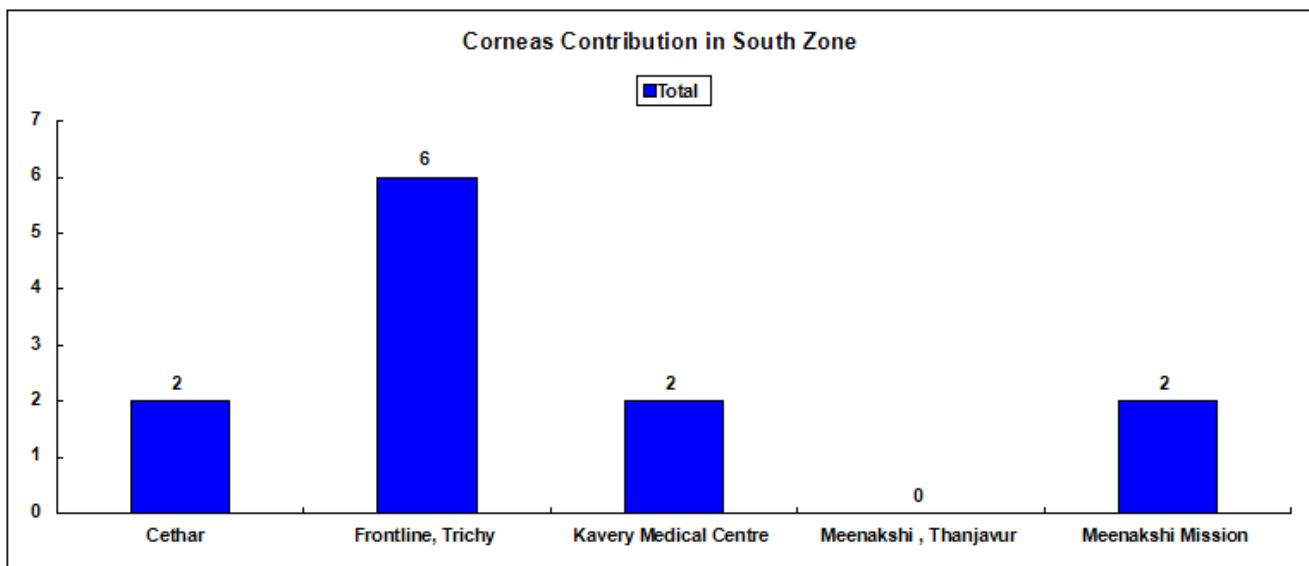
Liver Contribution in South Zone

Fig. 38



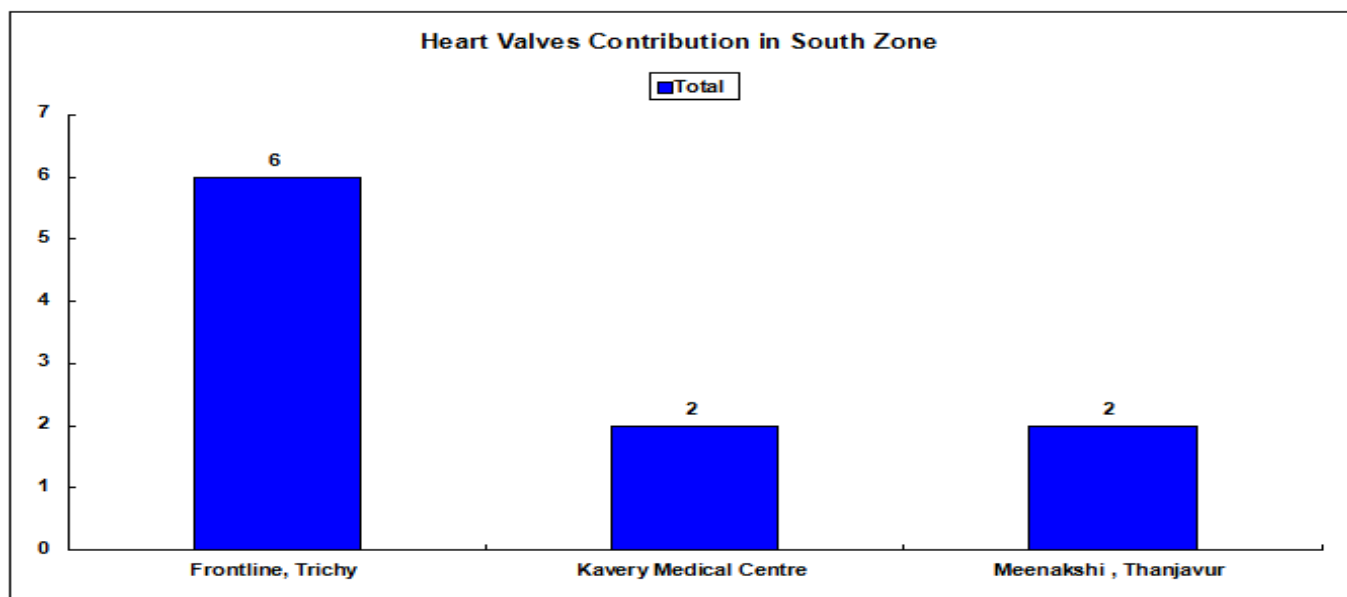
Corneas Contribution in South Zone

Fig. 39



Heart Valves Contribution in South Zone

Fig. 40



Out Station

Table 16.

Organ Donated	Shared with Out Station	Received from Out Station
Kidney	1	0
Liver	1	0
Heart	0	3
Lung	0	4

Tissue – Cornea

North Zone

Table 17.

Hospital	Received
Sankara Nethralaya	84
Govt Eye Hospital	30
CMC Eye Bank	12
SRM Eye Bank	10
SRMC Eye Bank	04
Rajan Eye Care	2
Total	142

West Zone

Table 18.

Hospital	Received
Aravind Eye	30
Sankara Nethralaya	26
Sankara Eye	12
Agarwal Eye	08
Kovai Medical Centre	02
KG Eye Bank	02
Total	80

South Zone

Table 19.

Hospital	Received
Joseph Eye	06
Dr.A.Govindarajan	04
Aravind Eye	02
Total	12

Tissue – Heart Valves

North Zone

Table 20.

Hospital	Received
Frontier Lifeline	16
MMM	84
Total	100

Tissue – Skin

North Zone

Table 21.

Hospital	Received
Rights Hospital	11
Total	11

Tissue – Blood vessels

North Zone

Table 22.

Hospital	Received
Global	01
Total	01

Transplanted Organ Recipient Data

Statistical data relating to organ transplant recipients in Tamil Nadu is tabulated below in various categories – gender, blood group, age, and zone. In addition, organ-wise analysis (kidney, liver, heart, lung) is also provided.

Table 23.

Gender	Recipient
Male	363
Female	139

Fig. 41

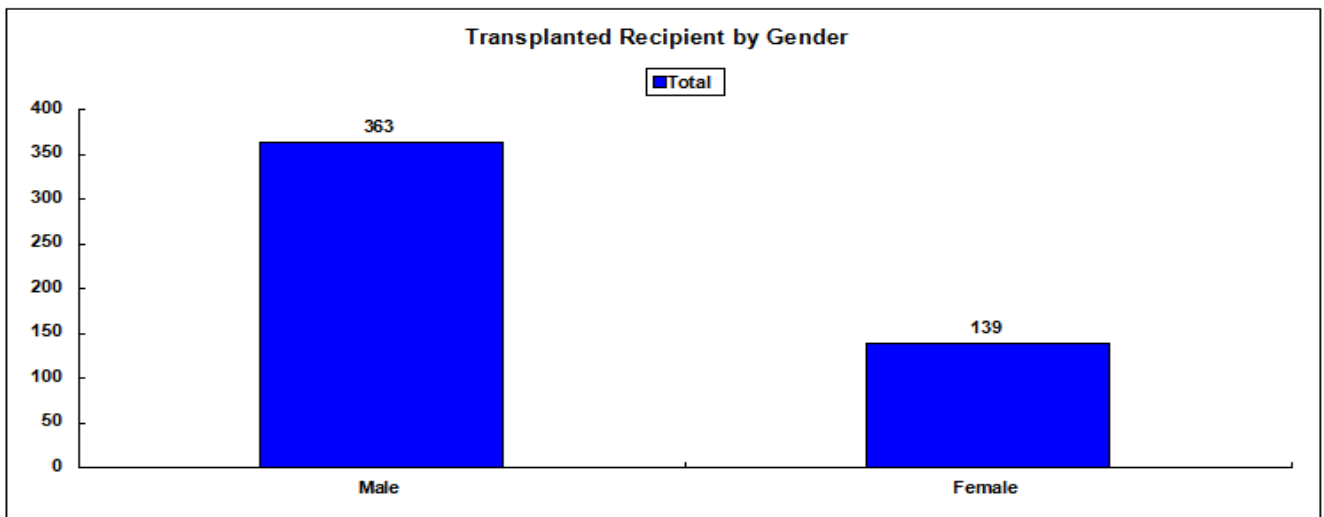


Fig. 42

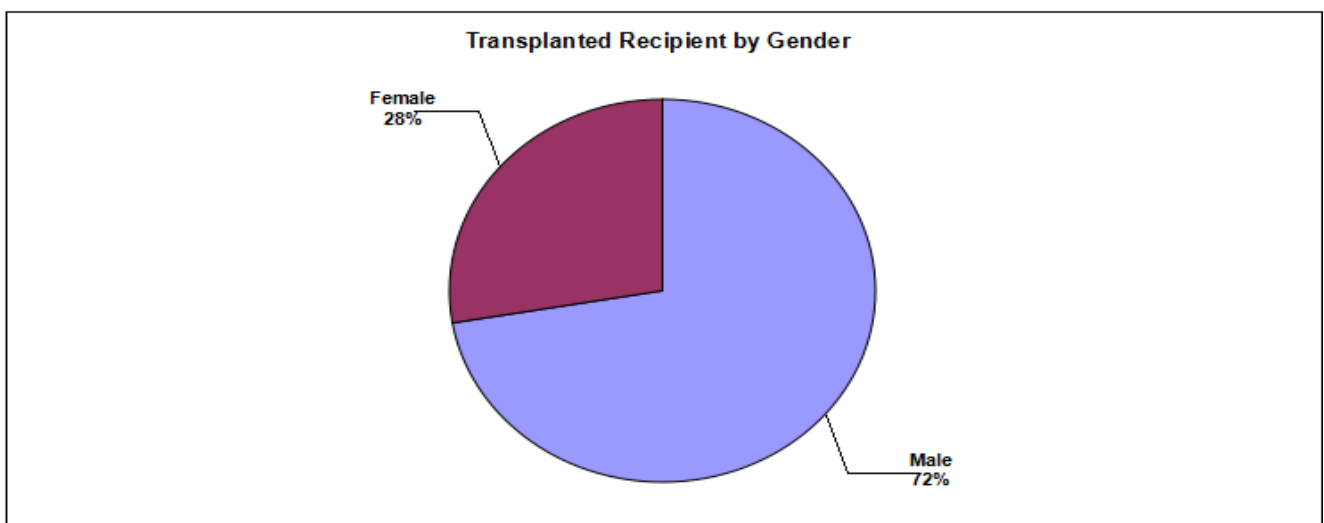


Table 24.

Blood Group	Recipient
O	178
A	128
B	155
AB	041

Fig. 43

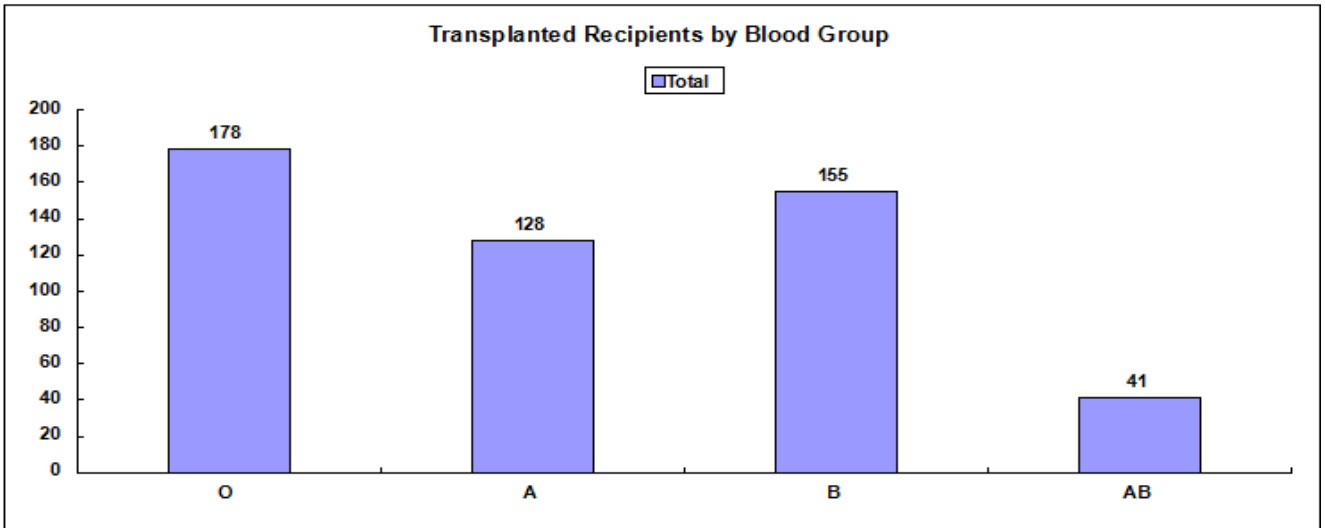


Fig. 44

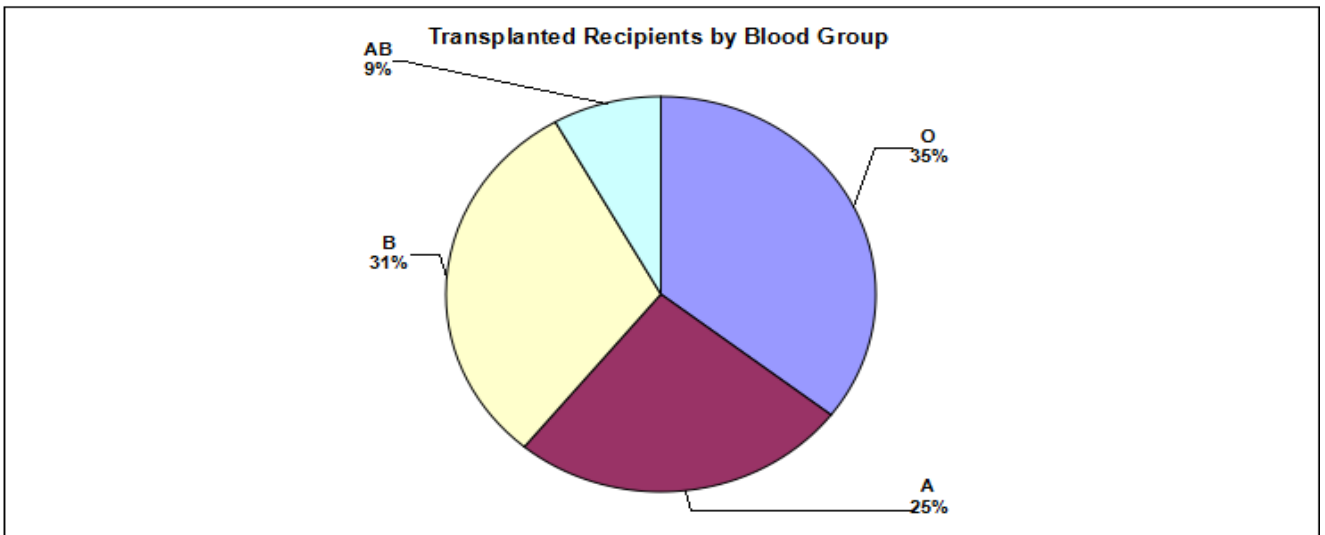


Fig. 45

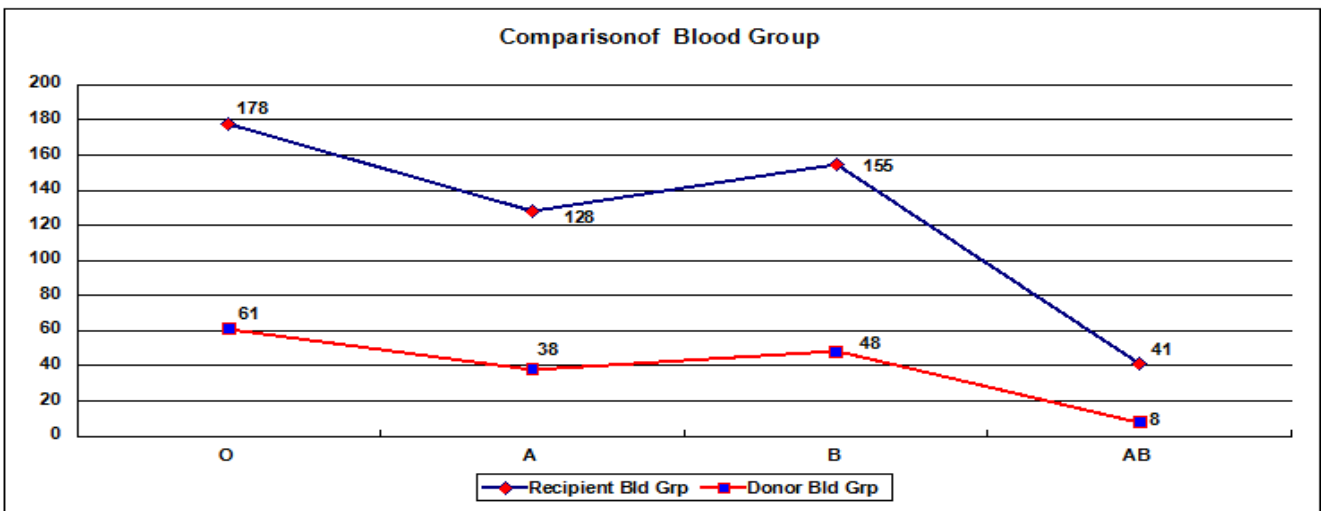


Table 25.

Age	Recipient
Below -10	05
10 - 20	21
21 - 30	52
31 - 40	114
41 - 50	129
51 - 60	121
Above - 60	60

Fig. 46

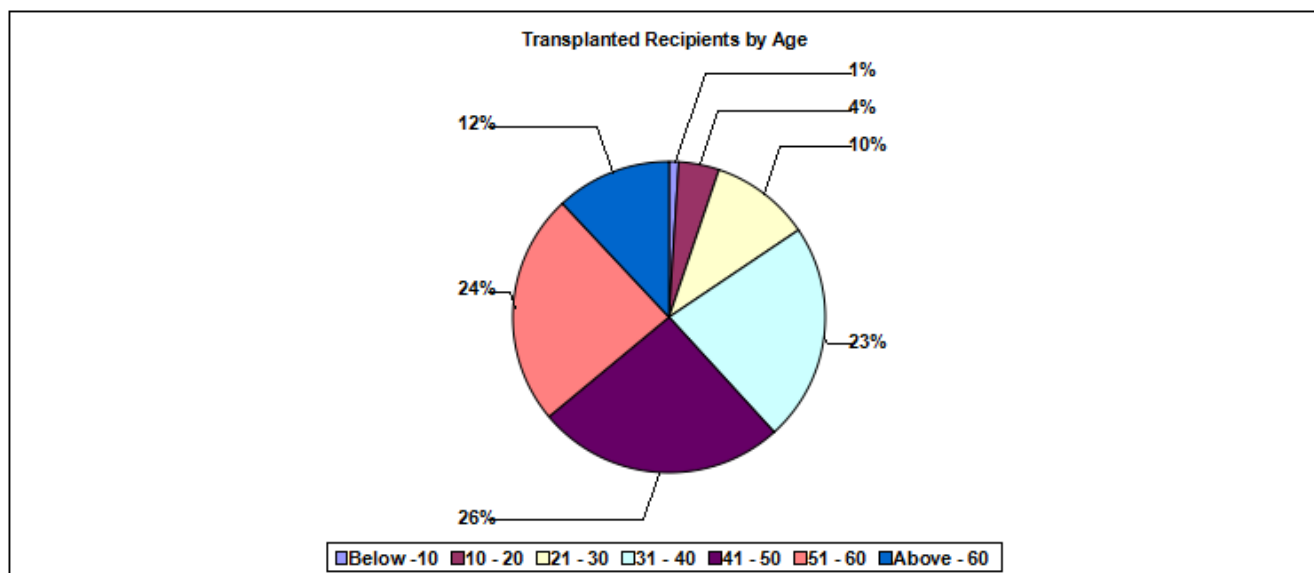
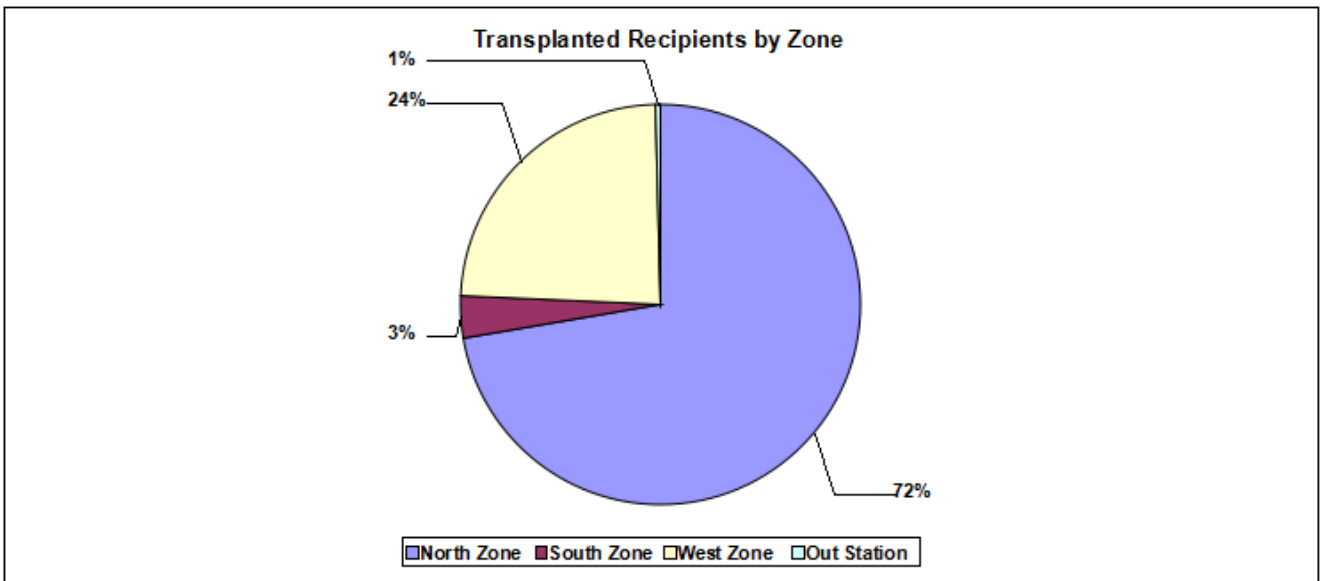


Table 26.

Zone	Recipient
North Zone	363
South Zone	17
West Zone	120
Out Station	02

Fig. 47



Organ – Kidneys

Table 27.

Transplanted Kidney Recipients by Gender	
Gender	Recipient
Male	182
Female	93

Fig.48

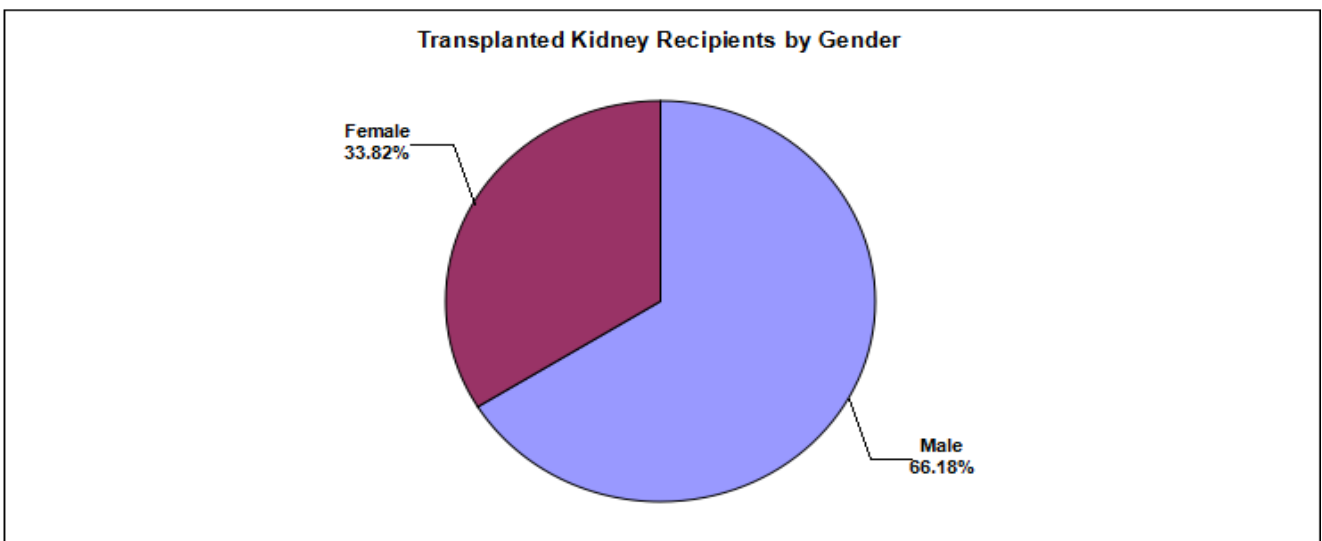


Table 28.

Transplanted Kidney Recipients by Blood Group	
Blood Group	Recipient
O	110
A	62
B	84
AB	19

Fig. 49

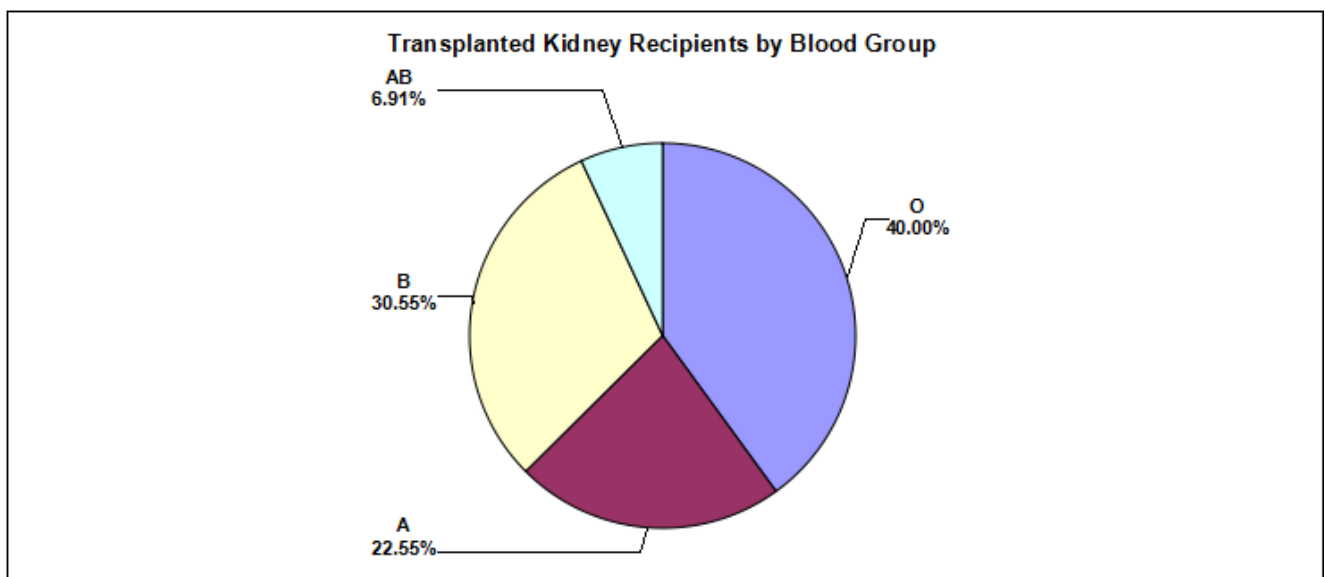


Table 29.

Transplanted Kidney Recipients by Zone	
Zone	Recipient
North Zone	172
South Zone	17
West Zone	85
Out Station	01

Fig. 50

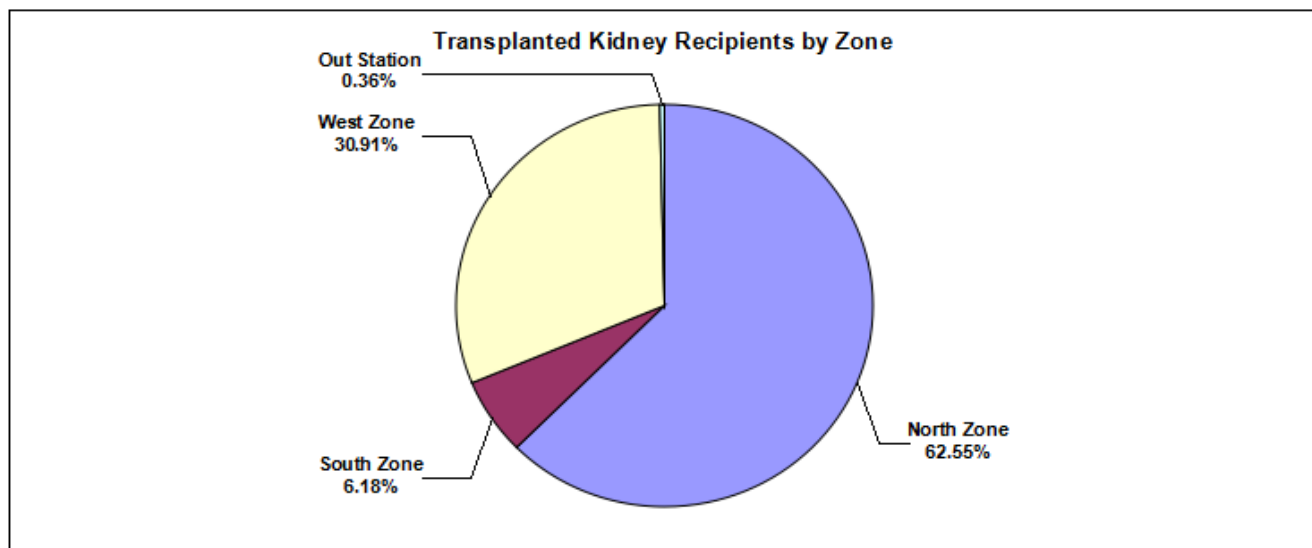
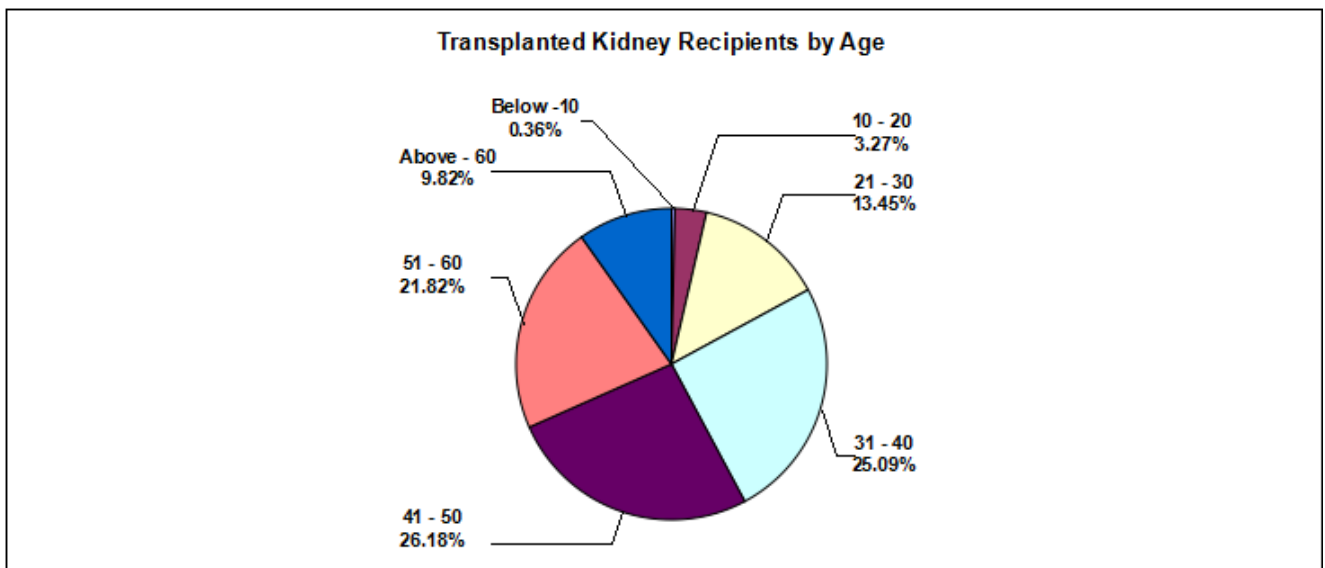


Table 30.

Transplanted Kidney Recipients by Age	
Age	Recipient
Below -10	01
10 - 20	9
21 - 30	37
31 - 40	69
41 - 50	72
51 - 60	60
Above - 60	27

Fig. 51



Organ – Liver

Table 31.

Transplanted Liver Recipients by Gender	
Gender	Recipient
Male	122
Female	25

Fig. 52

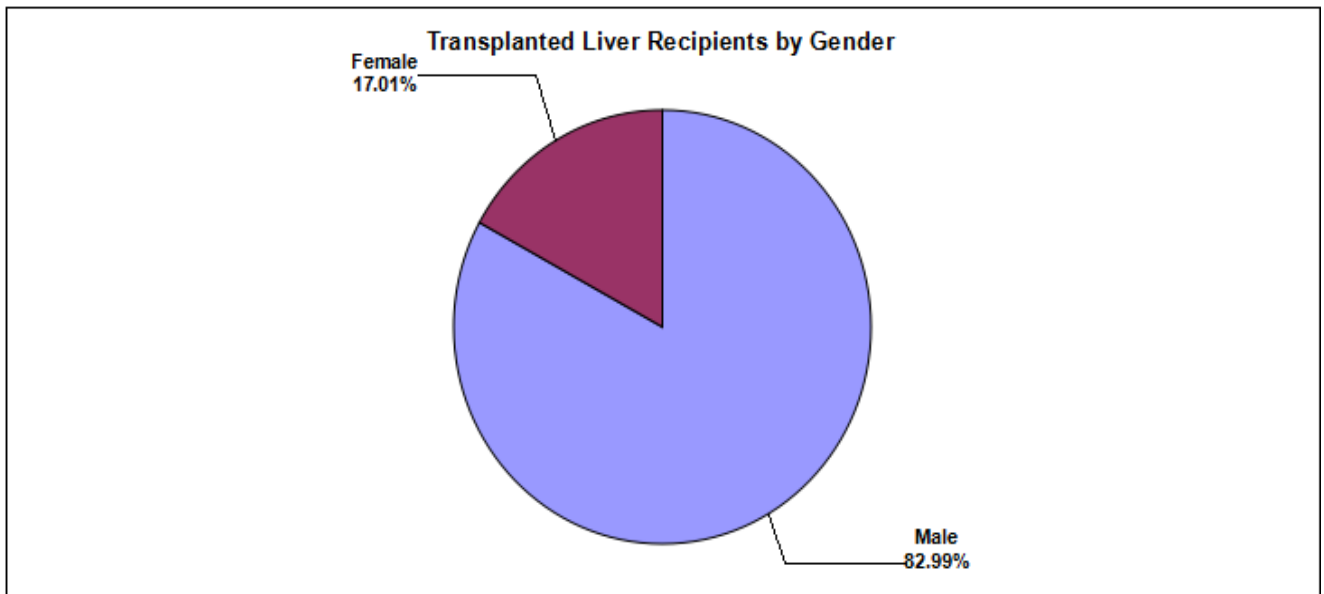


Table 32

Transplanted Liver Recipients by Blood Group	
Blood Group	Recipient
O	46
A	42
B	49
AB	10

Fig. 53

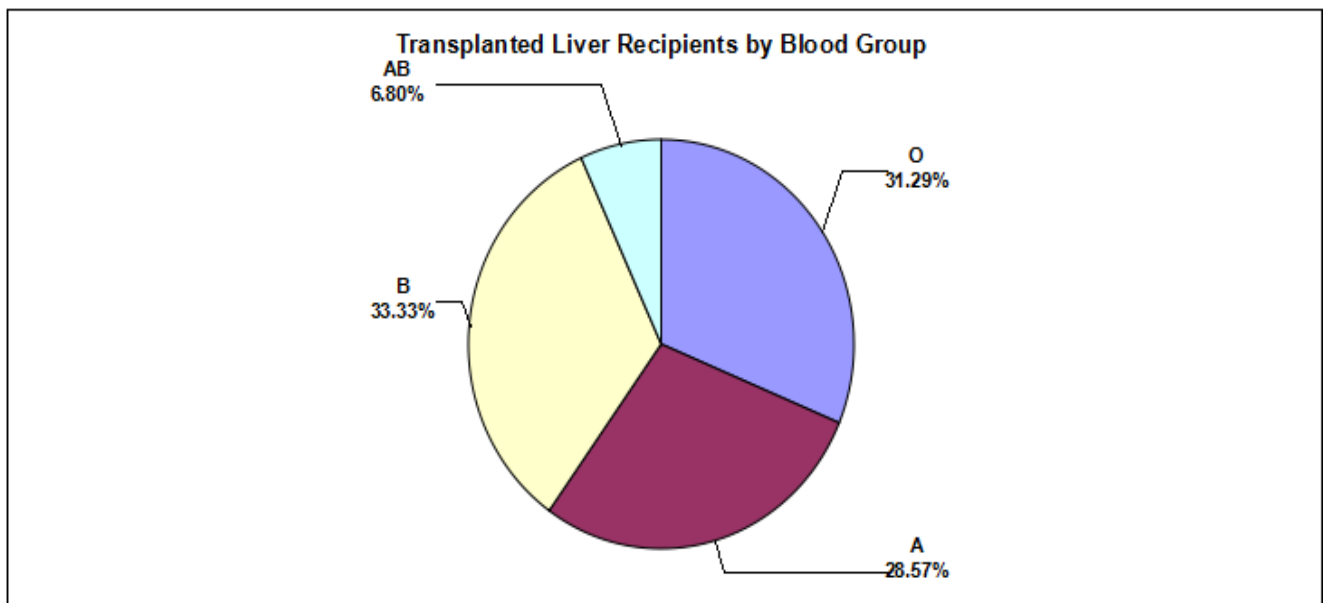


Table 33.

Transplanted Liver Recipients by Zone	
Zone	Recipient
North Zone	116
South Zone	0
West Zone	30
Out Station	01

Fig. 54

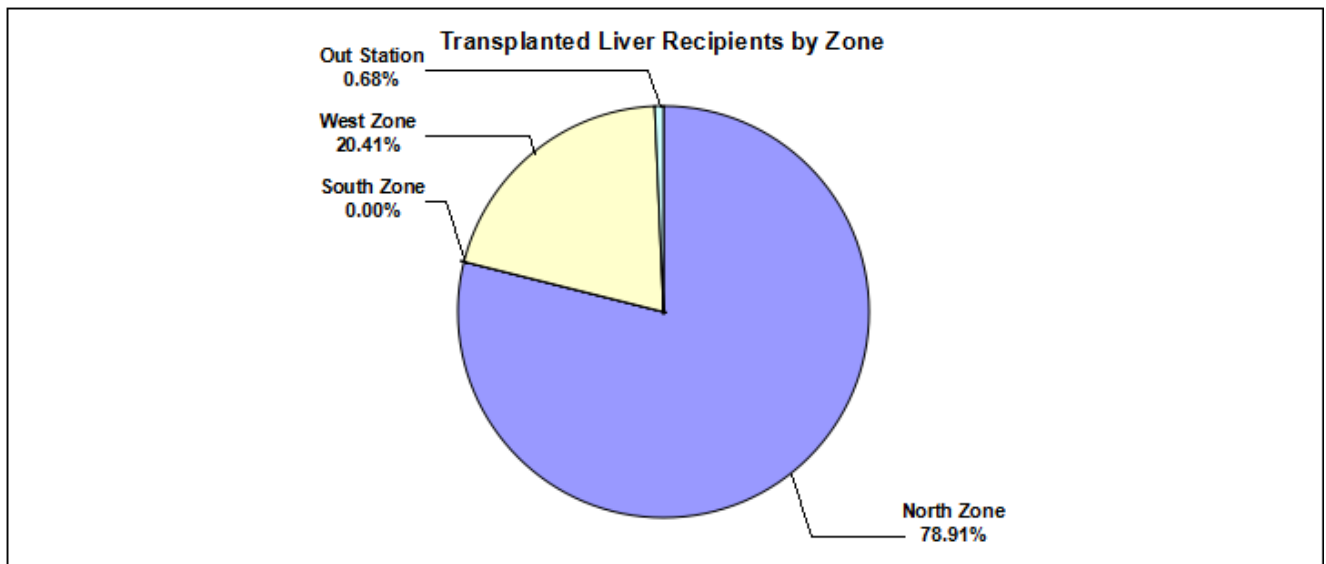


Table 34.

Transplanted Liver Recipients by Age	
Age	Recipient
Below -10	03
10 - 20	04
21 - 30	04
31 - 40	21
41 - 50	39
51 - 60	48
Above - 60	28

Fig. 55

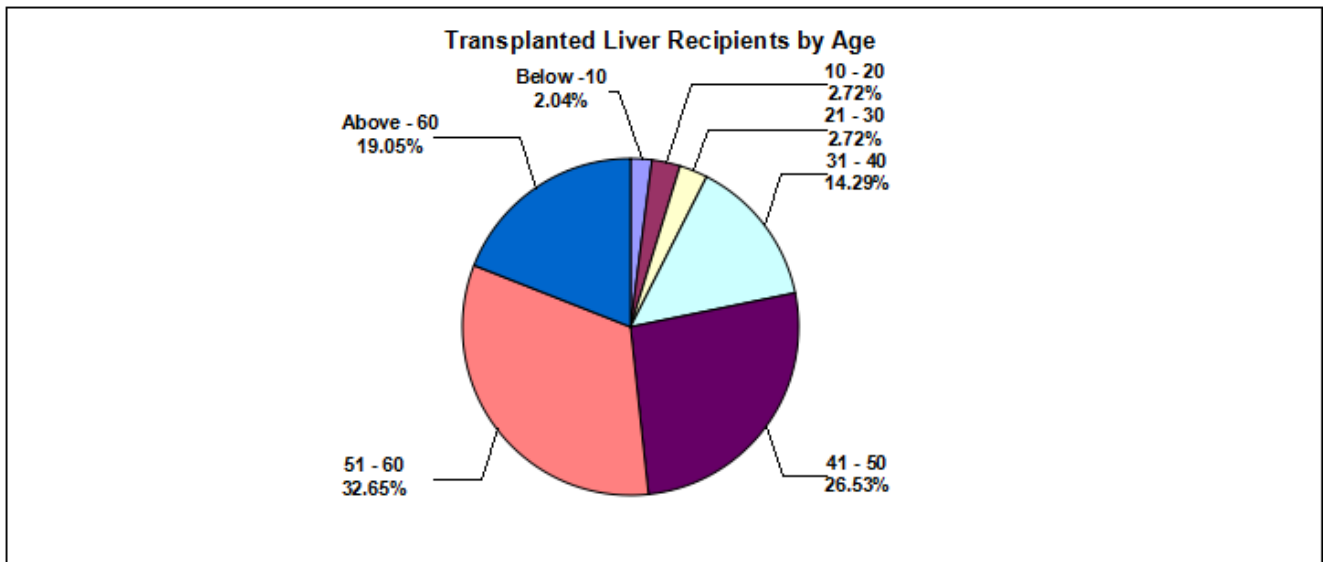
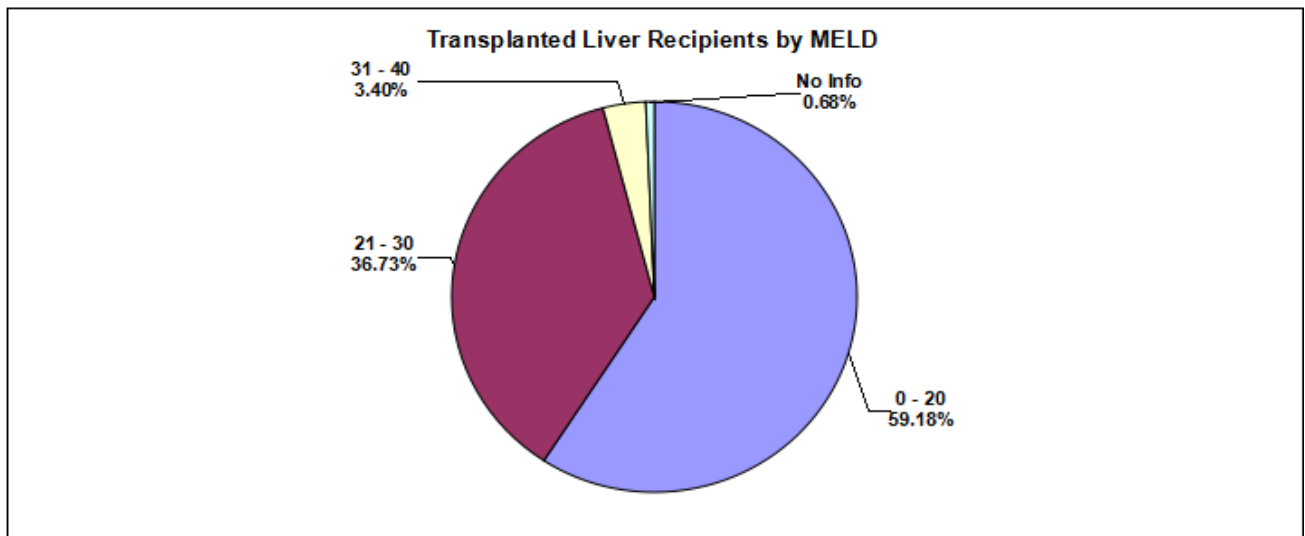


Table 35.

Transplanted Liver Recipients by MELD	
MELD	Recipient
0 - 20	87
21 - 30	54
31 - 40	05
No Info	01

Fig. 56



Organ – Heart

Table 36.

Transplanted Heart Recipients by Gender	
Gender	Recipient
Male	39
Female	13

Fig. 57

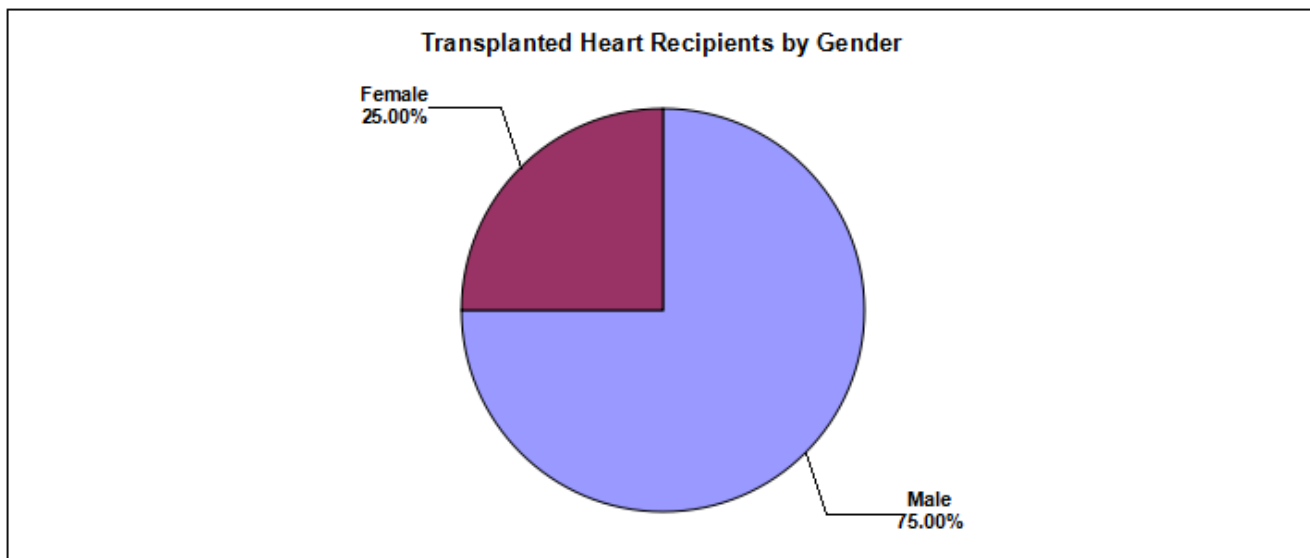


Table 37.

Transplanted Heart Recipients by Blood Group	
Blood Group	Recipient
O	15
A	14
B	15
AB	08

Fig. 58

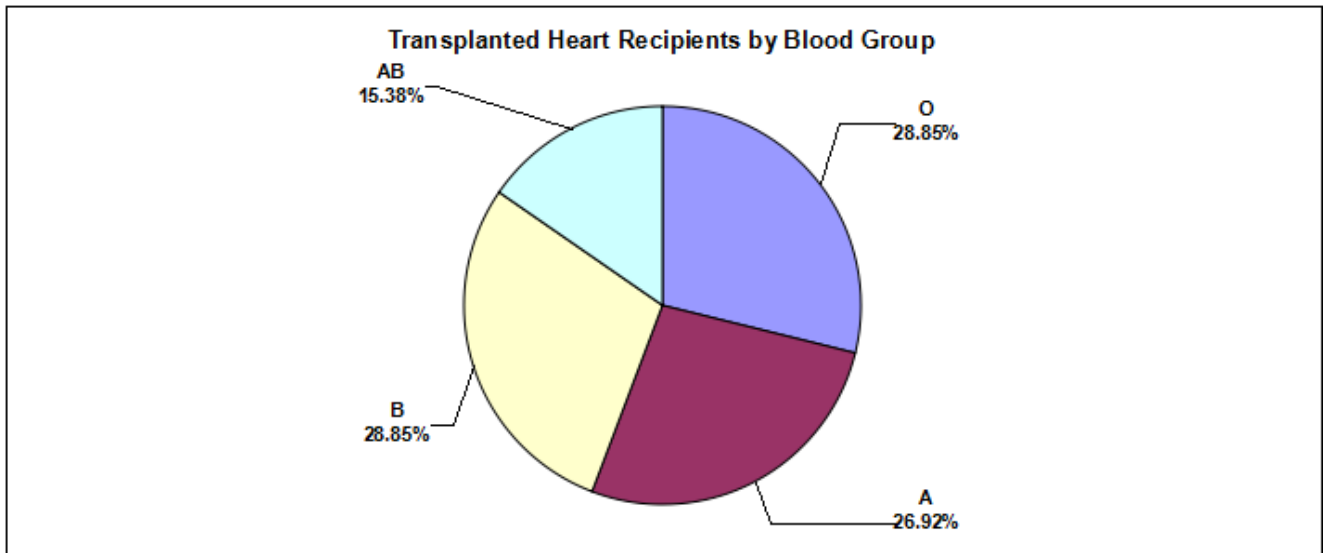


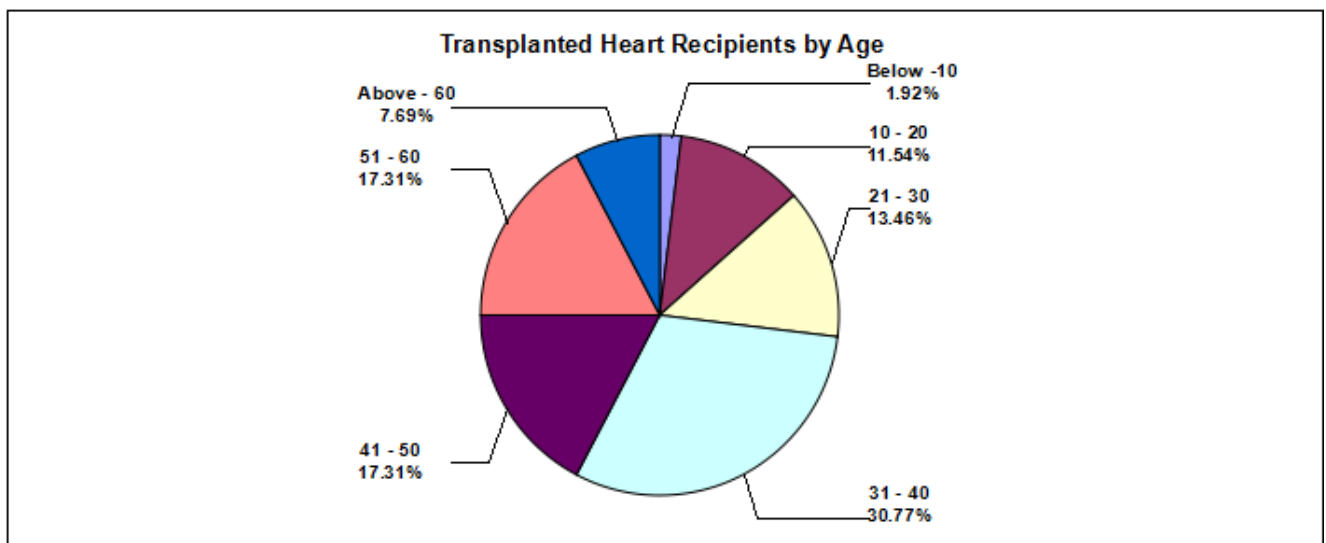
Table 38.

Transplanted Heart Recipients by Zone	
Zone	Recipient
North Zone	49
South Zone	0
West Zone	3
Out Station	0

Table 39.

Transplanted Heart Recipients by Age	
Age	Recipient
Below -10	1
10 - 20	6
21 - 30	7
31 - 40	16
41 - 50	9
51 - 60	9
Above - 60	4

Fig. 59



Organ – Lungs

Table 40.

Transplanted Lungs Recipients by Gender	
Gender	Recipient
Male	15
Female	8

Fig. 60

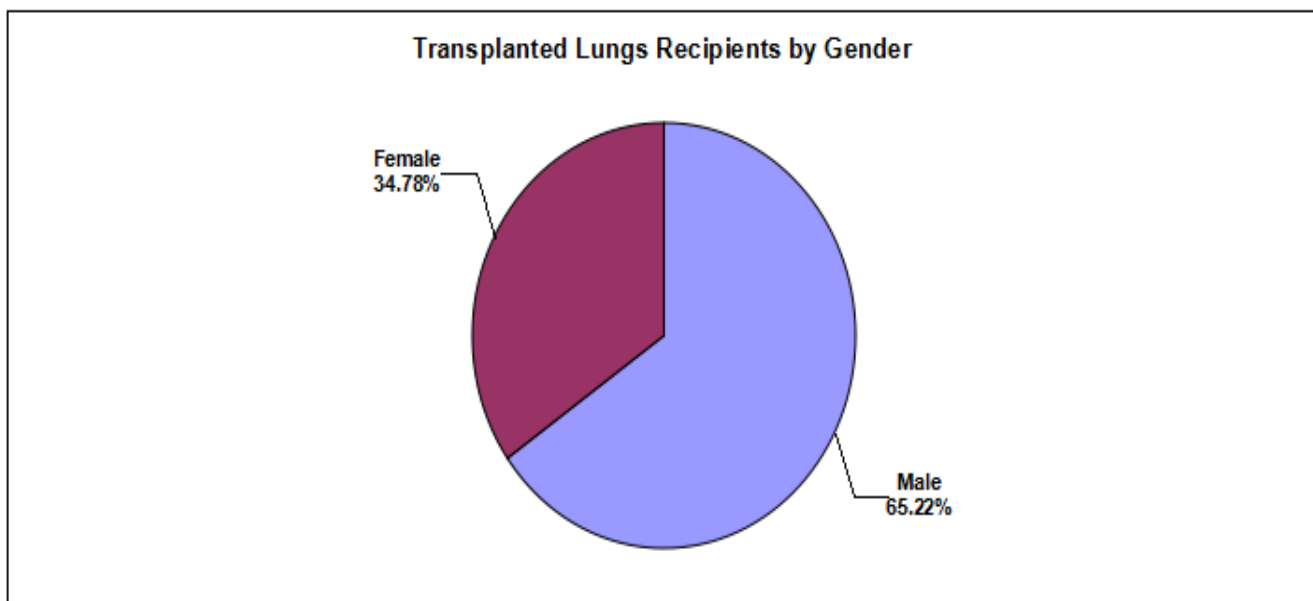


Table 41.

Transplanted Lungs Recipients by Blood Group	
Blood Group	Recipient
O	6
A	8
B	5
AB	4

Fig. 61

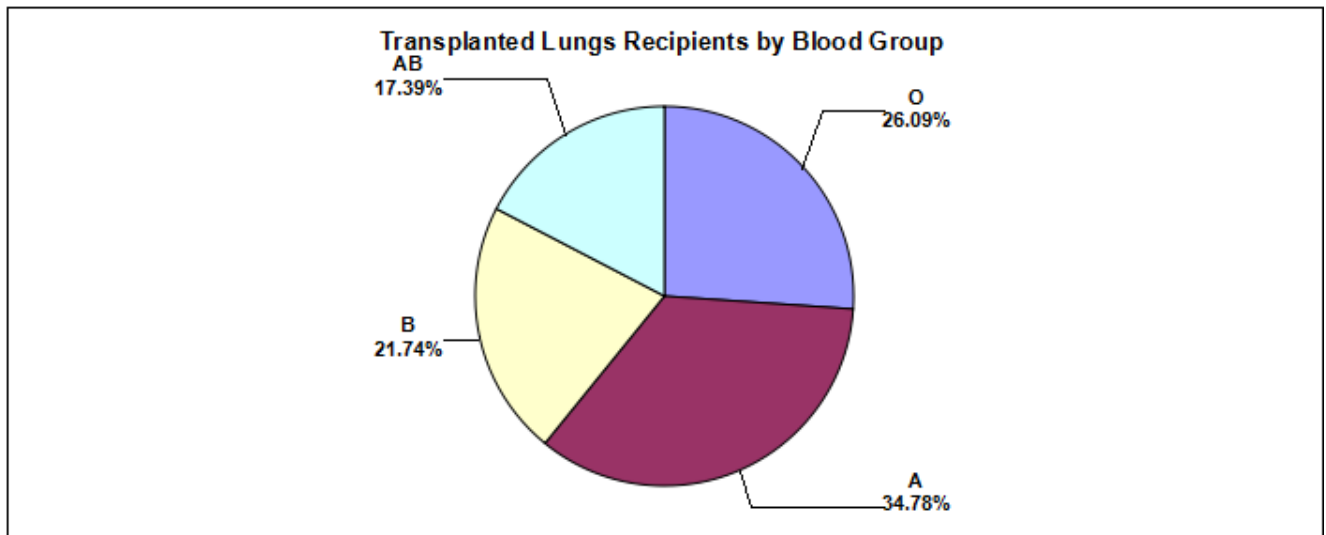


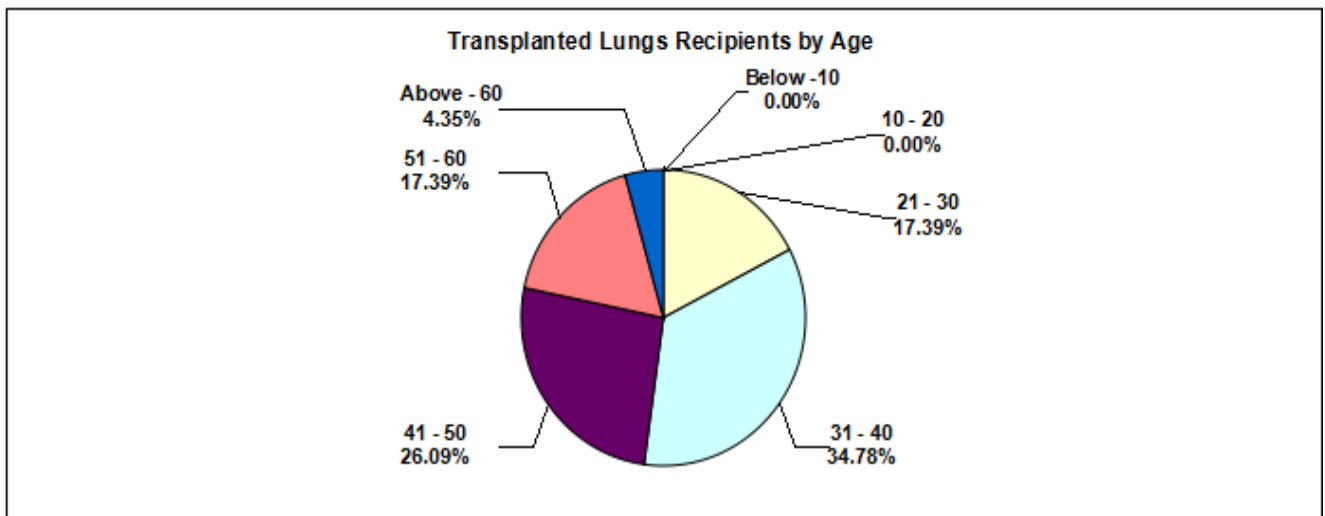
Table 42.

Transplanted Lungs Recipients by Zone	
Zone	Recipient
North Zone	21
South Zone	0
West Zone	2
Out Station	0

Table 43.

Transplanted Lungs Recipients by Age	
Age	Recipient
Below -10	0
10 - 20	0
21 - 30	4
31 - 40	8
41 - 50	6
51 - 60	4
Above - 60	1

Fig. 62



TRANSPLANT AUTHORITY OF TAMIL NADU
165 A, Tower Block I, 6th Floor, [Next to Bone Bank],
Rajiv Gandhi Government General Hospital,
EVR Periyar Road,
Chennai – 600 003.

E - Mail : **organstransplant@gmail.com**
Phone : **(91) 44 25363141**
Website : **<http://www.dmrhs.org/>**